

**Disclaimer: The following information is preliminary and cannot be certified until it is published in the annual report, Crime and Justice in Nevada, which will be available after July 1, 2005.**

**UNIFORM CRIME REPORTING PROGRAM**  
**UCR STATISTICAL DATA VERIFICATION FORM**

As an agency administrator or designee for the \_\_\_\_\_, I have  
(Name of Agency)  
reviewed the UCR monthly statistics for **January 2004** which includes all UCR data submitted  
year to date. Based upon my or my designee's review and validation of same, I find that:

All data contained in the report for my agency is accurate and complete and may be  
released and made part of UCR publications for future distribution to the public and other  
interested UCR data subscribers.

Data contained in the report is inaccurate or incomplete and may not be published or  
released at this time. (If this choice is selected, please provide the reason in the space  
provided below.)

Reason: \_\_\_\_\_  
\_\_\_\_\_  
\_\_\_\_\_

**The corrected data will be supplied to the UCR Program by: \_\_\_\_\_.**  
**(Date)**

This document must be signed and mailed to the Uniform Crime Reporting Program, 808 W.  
Nye Lane, Carson City, Nevada 89703 or faxed to (775) 687-1843 by **September 1, 2004.**

\_\_\_\_\_  
**Signature of Agency Administrator (or designee)**

\_\_\_\_\_  
**Name/Title of Agency Administrator (print or type)**

\_\_\_\_\_  
**Agency's Name/Location**

\_\_\_\_\_  
**Date**

Department of Public Safety  
Nevada Highway Patrol  
Records and Identification Bureau

# Monthly Report



**January**

**2004**

**George Togliatti, Director  
Department of Public Safety**

**Colonel David Hosmer, Chief  
Nevada Highway Patrol**

**Daryl Riersgard, Manager  
Records and Identification Bureau**

**Phyllis Yancey, Administrative Assistant II  
Tenna Herman, Management Analyst I**

**Prepared by:  
Records and Identification Bureau  
Uniform Crime Reporting  
808 W. Nye Lane  
Carson City, Nevada 89703  
(775) 687-1600**

# Nevada UCR Definitions / Explanations

---

## Uniform Crime Reporting Program

The UCR program is a nationwide, cooperative, statistical effort by over 17,000 city, county and state law enforcement agencies that voluntarily report data on crimes brought to their attention. Law enforcement agencies active in the national program represent 95% of the total population of the United States. While the program's primary objective is to generate a reliable set of crime statistics for use in law enforcement administration, operation and management, its data has over the years become one of the country's leading social indicators.

In Nevada, 36 agencies are currently reporting UCR data to the statewide program representing nearly 99% of its population. Rather than submitting directly to the FBI, local agencies must submit crime data to the state UCR Repository, which compiles, analyzes and submits copies of the reports to the FBI. The Nevada UCR Program prides itself on its responsiveness to local contributing agencies that previously received limited feedback for their efforts. The Nevada program is also responsible for producing and distributing periodic reports of the information contained in its database. As its database has grown, the program's utility has become even more apparent.

Eight offenses serve as an index for gauging fluctuations in overall volumes and rates of crime. Known collectively as the " Crime Index, " these offenses include *the violent crimes of murder, rape, robbery and assault and the property crimes of burglary, larceny, motor vehicle theft and arson*. These offenses were selected as a grouped measuring device because they represent the most common crime problems. They are all serious crimes; either by their very nature or due to the volume and frequency with which they occur.

## Index Crimes Definitions

### Murder and Non-negligent Manslaughter

Murder and non negligent manslaughter, as defined in the Uniform Crime Reporting Program, is the willful (non-negligent) killing of a human being by another.

The classification of this offense, as for all other Crime Index offenses, is based solely on police investigation as opposed to the determination of a court, medical examiner, coroner, jury or other judicial entity. Not included in the count for this offense classification are deaths caused by negligence, suicide or accident, justifiable homicides and attempts to murder or assaults to murder. These are scored as aggravated assaults.

# Nevada UCR Definitions / Explanations

---

## **Forcible Rape**

Forcible rape, as defined in the program, is the carnal knowledge of a female forcibly and against her will. Assaults or attempts to commit rape by force or threat of force are also included; however, statutory rape (without force) and other sex offenses are excluded.

## **Robbery**

Robbery is the taking or attempting to take anything of value from the care, custody or control of a person or persons by force or threat of force or violence and/or by putting the victim in fear.

## **Aggravated Assault**

Aggravated assault is an unlawful attack by one person upon another for the purpose of inflicting severe or aggravated bodily injury. This type of assault is usually accompanied by the use of a weapon or by means likely to produce death or great bodily harm. Attempts are included since it is not necessary that an injury result when a gun, knife or other weapon is used which could and probably would result in serious personal injury if the crime were successfully completed

## **Burglary**

The Uniform Crime Reporting Program defines burglary as the unlawful entry of a structure to commit a felony or theft. The use of force to gain entry is not required to classify an offense as burglary. Burglary in this program is categorized into three sub classifications: forcible entry, unlawful entry where no force is used and attempted forcible entry.

## **Larceny-Theft**

Larceny-theft is the unlawful taking, carrying, leading, or riding away of property from the possession or constructive possession of another. It includes crimes such as shoplifting, pocket picking, purse-snatching, thefts from motor vehicles, thefts of motor vehicle parts and accessories, and bicycle thefts, etc., in which no use of force, violence, or fraud occurs. In the UCR Program, this crime category does not include embezzlement, "con" games, forgery, and worthless checks. Motor vehicle theft is also excluded from this category inasmuch as it is a separate Crime Index offense.

## **Motor Vehicle Theft**

Defined as the theft or attempted theft of a motor vehicle, this offense category includes the stealing of automobiles, trucks, buses, motorcycles, motor scooters, snowmobiles, etc. The definition excludes the taking of a motor vehicle for temporary use by those persons having lawful access.

# Nevada UCR

## Definitions / Explanations

---

### Arson

Arson is defined by the Uniform Crime Reporting Program as any willful or malicious burning or attempt to burn, with or without intent to defraud, a dwelling house, public building, a motor vehicle or aircraft, personal property of another, etc. Only fires determined through investigation to have been willfully or maliciously set are classified as arsons. Fires of suspicious or unknown origins are excluded.

### Population Estimates

State, county and incorporated city population estimates are prepared and reviewed prior to the end of each calendar year for certification by the governor by March 1. The Nevada Department of Taxation and Nevada State Demographer, Bureau of Business and Economic Research, College of Business Administration, University of Nevada, Reno, prepares these estimates.

### Crime Rates

Crime rates involve the number of Index Crimes per unit of population, usually per 100,000 persons. Because Nevada has such a low population, a rate per 1,000 persons is used to reflect a more realistic volume. No attempt is made to incorporate transient populations or other factors that contribute to the ratio and types of crime in given areas. Any effort to make comparisons of crime rates between areas should be tempered by these population and environmental variables.

Crime rates are one of the most meaningful statistical elements. Computation of crime rates per 1,000 population is achieved by dividing the community's population by 1,000, then dividing the number of offenses in each class by that number. The answer is the number of offenses per 1,000 population and is the crime rate for that particular offense. In Table 2, the County Total Crime Rate is computed after subtracting the population figure for all non-reporting agencies for the current month.

The index offense "Aggravated Assault" is an item of special interest to users of Nevada's UCR report. In Tables 1 & 3, where Nevada and National crime rates are compared, "simple assaults" are subtracted from the total of all assaults following FBI UCR rules, thus allowing for direct comparison. However, total assaults (simple and aggravated) are also presented in the Nevada report. This is because the Nevada UCR staff believes this figure is an important indicator of risk for citizens and it presents a more balanced picture of this portion of the crime index to law enforcement personnel.

The Federal Bureau of Investigation, Uniform Crime Reporting Section, publishes national rates.

### Clearance Rates

The percentage of crimes cleared is obtained by dividing the number of offenses cleared by the number of offenses known. This number is then multiplied by 100.

## Nevada--Statewide Summary--UCR Index Crimes

### January 2004

| Offense          | Crimes<br>this<br>Month | #<br>Cleared<br>this<br>Month | %<br>Cleared<br>this<br>Month | Crimes<br>this<br>YTD | #<br>Cleared<br>this<br>YTD | %<br>Cleared<br>this<br>YTD | January<br>Crimes<br>2003 | January<br>Cleared<br>2003 | %<br>Cleared | January<br>2003 | 2004 NV                     | 2003 NV         | 2002                     |
|------------------|-------------------------|-------------------------------|-------------------------------|-----------------------|-----------------------------|-----------------------------|---------------------------|----------------------------|--------------|-----------------|-----------------------------|-----------------|--------------------------|
|                  |                         |                               |                               |                       |                             |                             |                           |                            |              |                 | Rate /<br>1,000<br>(Proj) * | Rate /<br>1,000 | Natl.<br>Rate /<br>1,000 |
| <b>Murder</b>    | 10                      | 6                             | 60                            | 10                    | 6                           | 60                          | 10                        | 5                          | 50           | 0.05            | 0.09                        | 0.56            |                          |
| <b>Rape</b>      | 67                      | 19                            | 28                            | 67                    | 19                          | 28                          | 74                        | 26                         | 35           | 0.35            | 0.39                        | 0.32            |                          |
| <b>Robbery</b>   | 446                     | 71                            | 16                            | 446                   | 71                          | 16                          | 502                       | 101                        | 20           | 2.33            | 2.36                        | 1.48            |                          |
| <b>Assault *</b> | 631                     | 206                           | 33                            | 631                   | 206                         | 33                          | 693                       | 276                        | 40           | 3.30            | 3.41                        | 3.19            |                          |
| <b>Burglary</b>  | 2,107                   | 465                           | 22                            | 2,107                 | 465                         | 22                          | 1,846                     | 405                        | 22           | 11.01           | 9.96                        | 7.41            |                          |
| <b>Larceny</b>   | 5,013                   | 1,227                         | 24                            | 5,013                 | 1,227                       | 24                          | 4,638                     | 1,207                      | 26           | 26.19           | 24.17                       | 24.85           |                          |
| <b>MV Theft</b>  | 1,957                   | 272                           | 14                            | 1,957                 | 272                         | 14                          | 1,566                     | 240                        | 15           | 10.23           | 9.45                        | 4.31            |                          |
| <b>Arson</b>     | 42                      | 4                             | 10                            | 42                    | 4                           | 10                          | 40                        | 4                          | 10           | 0.22            | 0.26                        | 0.35            |                          |
| <b>Total</b>     | 10,273                  | 2,270                         | 22                            | 10,273                | 2,270                       | 22                          | 9,369                     | 2,264                      | 24           | 53.68           | 50.10                       | 42.47           |                          |

\* The projected Crime Rate for Assaults is computed after subtracting Simple Assaults from the total for all Assaults following FBI guidelines. Therefore, this rate may be compared directly to the National Rate. See Table 3 and the "Footnotes/Exceptions page for further information.

# Nevada UCR - - Monthly Crime/ Clearance Summary - - All Crimes

| Contributing Agency     | Est. Pop         | Murder    |          | Rape      |          | Robbery    |           | Assault      |            | Burglary     |            | Larceny      |            | MV Theft     |            | Arson     |          | Total Crimes        | Crime Rate  | Clearances   | Clearance Rate |
|-------------------------|------------------|-----------|----------|-----------|----------|------------|-----------|--------------|------------|--------------|------------|--------------|------------|--------------|------------|-----------|----------|---------------------|-------------|--------------|----------------|
| <b>Carson County</b>    |                  |           |          |           |          |            |           |              |            |              |            |              |            |              |            |           |          | <b>January 2004</b> |             |              |                |
| Carson SO               | 54,844           | 0         | 0        | 0         | 0        | 4          | 1         | 86           | 63         | 48           | 8          | 113          | 29         | 18           | 7          | 1         | 0        | 270                 | 4.92        | 108          | 40.0%          |
| <b>County Total</b>     | <b>54,844</b>    | <b>0</b>  | <b>0</b> | <b>0</b>  | <b>0</b> | <b>4</b>   | <b>1</b>  | <b>86</b>    | <b>63</b>  | <b>48</b>    | <b>8</b>   | <b>113</b>   | <b>29</b>  | <b>18</b>    | <b>7</b>   | <b>1</b>  | <b>0</b> | <b>270</b>          | <b>4.92</b> | <b>108</b>   | <b>40.0%</b>   |
| <b>Churchill County</b> |                  |           |          |           |          |            |           |              |            |              |            |              |            |              |            |           |          |                     |             |              |                |
| Churchill SO            | 16,939           | 0         | 0        | 3         | 2        | 0          | 0         | 29           | 15         | 18           | 3          | 21           | 6          | -1           | 0          | 2         | 0        | 72                  | 4.25        | 26           | 36.1%          |
| Fallon PD               | 8,178            | 0         | 0        | 0         | 0        | 0          | 0         | 21           | 18         | 3            | 3          | 59           | 12         | 2            | 0          | 0         | 0        | 85                  | 10.39       | 33           | 38.8%          |
| <b>County Total</b>     | <b>25,117</b>    | <b>0</b>  | <b>0</b> | <b>3</b>  | <b>2</b> | <b>0</b>   | <b>0</b>  | <b>50</b>    | <b>33</b>  | <b>21</b>    | <b>6</b>   | <b>80</b>    | <b>18</b>  | <b>1</b>     | <b>0</b>   | <b>2</b>  | <b>0</b> | <b>157</b>          | <b>6.25</b> | <b>59</b>    | <b>37.6%</b>   |
| <b>Clark County</b>     |                  |           |          |           |          |            |           |              |            |              |            |              |            |              |            |           |          |                     |             |              |                |
| Boulder PD              | 14,842           | 0         | 0        | 0         | 0        | 0          | 0         | 2            | 1          | 7            | 1          | 14           | 1          | 1            | 0          | 0         | 0        | 24                  | 1.62        | 3            | 12.5%          |
| Clark Co. Schools PD*   | 284,512          | 0         | 0        | 0         | 0        | 3          | 2         | 64           | 38         | 24           | 4          | 56           | 0          | 7            | 0          | 3         | 0        | 157                 | 0.55        | 44           | 28.0%          |
| Henderson               | 209,486          | 1         | 0        | 5         | 3        | 3          | 0         | 174          | 107        | 167          | 24         | 298          | 52         | 134          | 7          | 4         | 1        | 786                 | 3.75        | 194          | 24.7%          |
| LV Metro PD             | 1,176,146        | 8         | 3        | 37        | 3        | 322        | 36        | 1,951        | 342        | 1,295        | 330        | 2,968        | 772        | 1,345        | 198        | 17        | 0        | 7,943               | 6.75        | 1,684        | 21.2%          |
| LV Fire Dept*           |                  |           |          |           |          |            |           |              |            |              |            |              |            |              |            | 6         | 2        | 6                   | N/A         | 2            | 33.3%          |
| Mesquite                | 13,216           | 0         | 0        | 0         | 0        | 0          | 0         | 9            | 8          | 1            | 0          | 13           | 3          | 1            | 0          | 0         | 0        | 24                  | 1.82        | 11           | 45.8%          |
| North Las Vegas PD      | 135,967          | 1         | 2        | 4         | 3        | 28         | 2         | 218          | 109        | 117          | 13         | 257          | 63         | 163          | 14         | 5         | 0        | 793                 | 5.83        | 206          | 26.0%          |
| UNLV PD*                | 26,345           | 0         | 0        | 0         | 0        | 1          | 0         | 1            | 0          | 7            | 0          | 22           | 2          | 4            | 0          | 0         | 0        | 35                  | 1.33        | 2            | 5.7%           |
| <b>County Total</b>     | <b>1,549,657</b> | <b>10</b> | <b>5</b> | <b>46</b> | <b>9</b> | <b>357</b> | <b>40</b> | <b>2,419</b> | <b>605</b> | <b>1,618</b> | <b>372</b> | <b>3,628</b> | <b>893</b> | <b>1,655</b> | <b>219</b> | <b>35</b> | <b>3</b> | <b>9,768</b>        | <b>6.30</b> | <b>2,146</b> | <b>22.0%</b>   |
| <b>Douglas County</b>   |                  |           |          |           |          |            |           |              |            |              |            |              |            |              |            |           |          |                     |             |              |                |
| Douglas SO              | 44,212           | 0         | 0        | 0         | 0        | 1          | 1         | 48           | 39         | 18           | 6          | 80           | 17         | 13           | 10         | 0         | 0        | 160                 | 3.62        | 73           | 45.6%          |
| <b>County Total</b>     | <b>44,212</b>    | <b>0</b>  | <b>0</b> | <b>0</b>  | <b>0</b> | <b>1</b>   | <b>1</b>  | <b>48</b>    | <b>39</b>  | <b>18</b>    | <b>6</b>   | <b>80</b>    | <b>17</b>  | <b>13</b>    | <b>10</b>  | <b>0</b>  | <b>0</b> | <b>160</b>          | <b>3.62</b> | <b>73</b>    | <b>45.6%</b>   |

\*Population figure not included in county total  
Table 2

## Nevada UCR - - Monthly Crime/ Clearance Summary - - All Crimes

| Contributing Agency     | Est. Pop      | Murder   |          | Rape     |          | Robbery  |          | Assault   |           | Burglary  |          | Larceny   |           | MV Theft |          | Arson    |          | Total Crimes        | Crime Rate  | Clearances | Clearance Rate |
|-------------------------|---------------|----------|----------|----------|----------|----------|----------|-----------|-----------|-----------|----------|-----------|-----------|----------|----------|----------|----------|---------------------|-------------|------------|----------------|
| <b>Elko County</b>      |               |          |          |          |          |          |          |           |           |           |          |           |           |          |          |          |          | <b>January 2004</b> |             |            |                |
| Elko SO                 | 23,153        | 0        | 0        | 1        | 1        | 0        | 0        | 1         | 1         | 6         | 0        | 4         | 1         | 2        | 1        | 0        | 0        | 14                  | 0.60        | 4          | 28.6%          |
| Carlin PD               | 2,074         | 0        | 0        | 0        | 0        | 0        | 0        | 2         | 1         | 0         | 0        | 1         | 0         | 0        | 0        | 0        | 0        | 3                   | 1.45        | 1          | 33.3%          |
| Elko PD                 | 16,690        | 0        | 0        | 1        | 0        | 1        | 0        | 27        | 11        | 16        | 3        | 38        | 6         | 2        | 0        | 0        | 0        | 85                  | 5.09        | 20         | 23.5%          |
| WestWendover PD         | 4,661         | 0        | 0        | 0        | 0        | 0        | 0        | 3         | 3         | 2         | 2        | 10        | 4         | 0        | 0        | 0        | 0        | 15                  | 3.22        | 9          | 60.0%          |
| <b>County Total</b>     | <b>46,578</b> | <b>0</b> | <b>0</b> | <b>2</b> | <b>1</b> | <b>1</b> | <b>0</b> | <b>33</b> | <b>16</b> | <b>24</b> | <b>5</b> | <b>53</b> | <b>11</b> | <b>4</b> | <b>1</b> | <b>0</b> | <b>0</b> | <b>117</b>          | <b>2.51</b> | <b>34</b>  | <b>29.1%</b>   |
| <b>Esmeralda County</b> |               |          |          |          |          |          |          |           |           |           |          |           |           |          |          |          |          |                     |             |            |                |
| Esmeralda SO            | 1,125         | 0        | 0        | 0        | 0        | 0        | 0        | 1         | 1         | 0         | 0        | 1         | 0         | 0        | 0        | 0        | 0        | 2                   | 1.78        | 1          | 50.0%          |
| <b>County Total</b>     | <b>1,125</b>  | <b>0</b> | <b>0</b> | <b>0</b> | <b>0</b> | <b>0</b> | <b>0</b> | <b>1</b>  | <b>1</b>  | <b>0</b>  | <b>0</b> | <b>1</b>  | <b>0</b>  | <b>0</b> | <b>0</b> | <b>0</b> | <b>0</b> | <b>2</b>            | <b>1.78</b> | <b>1</b>   | <b>50.0%</b>   |
| <b>Eureka County</b>    |               |          |          |          |          |          |          |           |           |           |          |           |           |          |          |          |          |                     |             |            |                |
| Eureka SO               | 1,384         | 0        | 0        | 0        | 0        | 0        | 0        | 0         | 0         | 1         | 1        | 2         | 1         | 0        | 0        | 0        | 0        | 3                   | 2.17        | 2          | 66.7%          |
| <b>County Total</b>     | <b>1,384</b>  | <b>0</b> | <b>0</b> | <b>0</b> | <b>0</b> | <b>0</b> | <b>0</b> | <b>0</b>  | <b>0</b>  | <b>1</b>  | <b>1</b> | <b>2</b>  | <b>1</b>  | <b>0</b> | <b>0</b> | <b>0</b> | <b>0</b> | <b>3</b>            | <b>2.17</b> | <b>2</b>   | <b>66.7%</b>   |
| <b>Humboldt County</b>  |               |          |          |          |          |          |          |           |           |           |          |           |           |          |          |          |          |                     |             |            |                |
| Humboldt SO             | 9,074         | 0        | 0        | 0        | 0        | 1        | 1        | 0         | 0         | 1         | 1        | 2         | 0         | 1        | 0        | 0        | 0        | 5                   | 0.55        | 2          | 40.0%          |
| Winnemucca PD           | 7,234         | 0        | 0        | 0        | 0        | 1        | 1        | 4         | 4         | 3         | 1        | 11        | 3         | 1        | 0        | 0        | 0        | 20                  | 2.76        | 9          | 45.0%          |
| <b>County Total</b>     | <b>16,308</b> | <b>0</b> | <b>0</b> | <b>0</b> | <b>0</b> | <b>2</b> | <b>2</b> | <b>4</b>  | <b>4</b>  | <b>4</b>  | <b>2</b> | <b>13</b> | <b>3</b>  | <b>2</b> | <b>0</b> | <b>0</b> | <b>0</b> | <b>25</b>           | <b>1.53</b> | <b>11</b>  | <b>44.0%</b>   |

\*Population figure not included in county total  
Table 2

## Nevada UCR - - Monthly Crime/ Clearance Summary - - All Crimes

| Contributing Agency   | Est. Pop      | Murder |   | Rape |   | Robbery |   | Assault |    | Burglary |    | Larceny |    | MV Theft |   | Arson |   | Total Crimes        | Crime Rate | Clearances | Clearance Rate |
|-----------------------|---------------|--------|---|------|---|---------|---|---------|----|----------|----|---------|----|----------|---|-------|---|---------------------|------------|------------|----------------|
| <b>Lander County</b>  |               |        |   |      |   |         |   |         |    |          |    |         |    |          |   |       |   | <b>January 2004</b> |            |            |                |
| Lander SO             | 5,547         | 0      | 0 | 0    | 0 | 1       | 0 | 12      | 9  | 3        | 0  | 12      | 2  | 4        | 1 | 0     | 0 | 32                  | 5.77       | 12         | 37.5%          |
| <b>County Total</b>   | <b>5,547</b>  | 0      | 0 | 0    | 0 | 1       | 0 | 12      | 9  | 3        | 0  | 12      | 2  | 4        | 1 | 0     | 0 | 32                  | 5.77       | 12         | 37.5%          |
| <b>Lincoln County</b> |               |        |   |      |   |         |   |         |    |          |    |         |    |          |   |       |   |                     |            |            |                |
| Lincoln SO            | 3,879         | 0      | 0 | 0    | 0 | 0       | 0 | 5       | 3  | 4        | 4  | 1       | 0  | 1        | 1 | 0     | 0 | 11                  | 2.84       | 8          | 72.7%          |
| <b>County Total</b>   | <b>3,879</b>  | 0      | 0 | 0    | 0 | 0       | 0 | 5       | 3  | 4        | 4  | 1       | 0  | 1        | 1 | 0     | 0 | 11                  | 2.84       | 8          | 72.7%          |
| <b>Lyon County</b>    |               |        |   |      |   |         |   |         |    |          |    |         |    |          |   |       |   |                     |            |            |                |
| Lyon SO               | 35,917        | 0      | 0 | 0    | 0 | 0       | 0 | 33      | 31 | 14       | 0  | 26      | 4  | 6        | 5 | 1     | 0 | 80                  | 2.23       | 40         | 50.0%          |
| Yerington PD          | 2,859         | 0      | 0 | 0    | 0 | 0       | 0 | 3       | 3  | 5        | 1  | 1       | 1  | 0        | 0 | 0     | 0 | 9                   | 3.15       | 5          | 55.6%          |
| <b>County Total</b>   | <b>38,776</b> | 0      | 0 | 0    | 0 | 0       | 0 | 36      | 34 | 19       | 1  | 27      | 5  | 6        | 5 | 1     | 0 | 89                  | 2.30       | 45         | 50.6%          |
| <b>Mineral County</b> |               |        |   |      |   |         |   |         |    |          |    |         |    |          |   |       |   |                     |            |            |                |
| Mineral SO            | 4,695         | 0      | 0 | 0    | 0 | 0       | 0 | 7       | 2  | 2        | 0  | 2       | 0  | 0        | 0 | 0     | 0 | 11                  | 2.34       | 2          | 18.2%          |
| <b>County Total</b>   | <b>4,695</b>  | 0      | 0 | 0    | 0 | 0       | 0 | 7       | 2  | 2        | 0  | 2       | 0  | 0        | 0 | 0     | 0 | 11                  | 2.34       | 2          | 18.2%          |
| <b>Nye County</b>     |               |        |   |      |   |         |   |         |    |          |    |         |    |          |   |       |   |                     |            |            |                |
| Nye SO                | 35,039        | 0      | 0 | 0    | 0 | 1       | 1 | 55      | 58 | 44       | 16 | 54      | 26 | 2        | 2 | 0     | 0 | 156                 | 4.45       | 103        | 66.0%          |
| <b>County Total</b>   | <b>35,039</b> | 0      | 0 | 0    | 0 | 1       | 1 | 55      | 58 | 44       | 16 | 54      | 26 | 2        | 2 | 0     | 0 | 156                 | 4.45       | 103        | 66.0%          |

\*Population figure not included in county total  
Table 2

# Nevada UCR - - Monthly Crime/ Clearance Summary - - All Crimes

| Contributing Agency      | Est. Pop         | Murder    |          | Rape      |           | Robbery    |           | Assault      |              | Burglary     |            | Larceny      |              | MV Theft     |            | Arson     |          | Total Crimes        | Crime Rate  | Clearances   | Clearance Rate |
|--------------------------|------------------|-----------|----------|-----------|-----------|------------|-----------|--------------|--------------|--------------|------------|--------------|--------------|--------------|------------|-----------|----------|---------------------|-------------|--------------|----------------|
| <b>Pershing County</b>   |                  |           |          |           |           |            |           |              |              |              |            |              |              |              |            |           |          | <b>January 2004</b> |             |              |                |
| Pershing SO              | 4,670            | 0         | 0        | 0         | 0         | 0          | 0         | 1            | 0            | 3            | 0          | 4            | 2            | 0            | 0          | 0         | 0        | 8                   | 1.71        | 2            | 25.0%          |
| Lovelock PD              | 2,267            | 0         | 0        | 0         | 0         | 0          | 0         | 7            | 7            | 4            | 2          | 2            | 1            | 1            | 1          | 0         | 0        | 14                  | 6.18        | 11           | 78.6%          |
| <b>County Total</b>      | <b>6,937</b>     | <b>0</b>  | <b>0</b> | <b>0</b>  | <b>0</b>  | <b>0</b>   | <b>0</b>  | <b>8</b>     | <b>7</b>     | <b>7</b>     | <b>2</b>   | <b>6</b>     | <b>3</b>     | <b>1</b>     | <b>1</b>   | <b>0</b>  | <b>0</b> | <b>22</b>           | <b>3.17</b> | <b>13</b>    | <b>59.1%</b>   |
| <b>Storey County</b>     |                  |           |          |           |           |            |           |              |              |              |            |              |              |              |            |           |          |                     |             |              |                |
| Storey                   | 3,639            | 0         | 0        | 0         | 0         | 0          | 0         | 1            | 1            | 1            | 2          | 3            | 0            | 1            | 0          | 0         | 0        | 6                   | 1.65        | 3            | 50.0%          |
| <b>County Total</b>      | <b>3,639</b>     | <b>0</b>  | <b>0</b> | <b>0</b>  | <b>0</b>  | <b>0</b>   | <b>0</b>  | <b>1</b>     | <b>1</b>     | <b>1</b>     | <b>2</b>   | <b>3</b>     | <b>0</b>     | <b>1</b>     | <b>0</b>   | <b>0</b>  | <b>0</b> | <b>6</b>            | <b>1.65</b> | <b>3</b>     | <b>50.0%</b>   |
| <b>Washoe County</b>     |                  |           |          |           |           |            |           |              |              |              |            |              |              |              |            |           |          |                     |             |              |                |
| Washoe SO                | 96,334           | 0         | 0        | 0         | 0         | 2          | 2         | 61           | 46           | 43           | 5          | 60           | 12           | 16           | 1          | 0         | 0        | 182                 | 1.89        | 66           | 36.3%          |
| Reno PD                  | 187,834          | 0         | 0        | 13        | 5         | 65         | 18        | 356          | 202          | 159          | 9          | 606          | 154          | 180          | 13         | 2         | 0        | 1,381               | 7.35        | 401          | 29.0%          |
| Sparks PD                | 75,255           | 0         | 1        | 3         | 2         | 12         | 6         | 119          | 52           | 81           | 26         | 224          | 40           | 49           | 10         | 0         | 0        | 488                 | 6.48        | 137          | 28.1%          |
| UNR PD*                  | 15,000           | 0         | 0        | 0         | 0         | 0          | 0         | 0            | 0            | 3            | 0          | 13           | 1            | 2            | 0          | 0         | 0        | 18                  | 1.20        | 1            | 5.6%           |
| Washoe Co Schi PD*       | 66,515           | 0         | 0        | 0         | 0         | 0          | 0         | 0            | 0            | 3            | 0          | 27           | 9            | 0            | 0          | 0         | 0        | 30                  | 0.45        | 9            | 30.0%          |
| TMCC PD*                 | 11,878           | 0         | 0        | 0         | 0         | 0          | 0         | 0            | 0            | 1            | 0          | 1            | 0            | 0            | 0          | 0         | 0        | 2                   | 0.17        | 0            | 0.0%           |
| <b>County Total</b>      | <b>359,423</b>   | <b>0</b>  | <b>1</b> | <b>16</b> | <b>7</b>  | <b>79</b>  | <b>26</b> | <b>536</b>   | <b>300</b>   | <b>290</b>   | <b>40</b>  | <b>931</b>   | <b>216</b>   | <b>247</b>   | <b>24</b>  | <b>2</b>  | <b>0</b> | <b>2,101</b>        | <b>5.85</b> | <b>614</b>   | <b>29.2%</b>   |
| <b>White Pine County</b> |                  |           |          |           |           |            |           |              |              |              |            |              |              |              |            |           |          |                     |             |              |                |
| White Pine SO            | 8,863            | 0         | 0        | 0         | 0         | 0          | 0         | 7            | 8            | 3            | 0          | 7            | 3            | 2            | 1          | 1         | 1        | 20                  | 2.26        | 13           | 65.0%          |
| <b>County Total</b>      | <b>8,863</b>     | <b>0</b>  | <b>0</b> | <b>0</b>  | <b>0</b>  | <b>0</b>   | <b>0</b>  | <b>7</b>     | <b>8</b>     | <b>3</b>     | <b>0</b>   | <b>7</b>     | <b>3</b>     | <b>2</b>     | <b>1</b>   | <b>1</b>  | <b>1</b> | <b>20</b>           | <b>2.26</b> | <b>13</b>    | <b>65.0%</b>   |
| <b>Grand Total</b>       | <b>2,206,023</b> | <b>10</b> | <b>6</b> | <b>67</b> | <b>19</b> | <b>446</b> | <b>71</b> | <b>3,308</b> | <b>1,183</b> | <b>2,107</b> | <b>465</b> | <b>5,013</b> | <b>1,227</b> | <b>1,957</b> | <b>272</b> | <b>42</b> | <b>4</b> | <b>12,950</b>       | <b>5.87</b> | <b>3,247</b> | <b>25.1%</b>   |

\*Population figure not included in county total  
Table 2

# Nevada UCR - - **Monthly Crimes/Clearances Summary** - - Index Crimes

**January 2004**

| Est. Pop                   | Murder    |    | Rape |    | Robbery |     | Assault |     | Burglary |      | Larceny |      | MV Theft |      | Arson |    | Total Crimes | Crime Rate | Total Clear | Clearance Rate |       |
|----------------------------|-----------|----|------|----|---------|-----|---------|-----|----------|------|---------|------|----------|------|-------|----|--------------|------------|-------------|----------------|-------|
| <b>Statewide Totals</b>    |           |    |      |    |         |     |         |     |          |      |         |      |          |      |       |    |              |            |             |                |       |
| <b>(Crimes/Clearances)</b> | 2,296,563 | 10 | 6    | 67 | 19      | 446 | 71      | 631 | 206      | 2107 | 465     | 5013 | 1227     | 1957 | 272   | 42 | 4            | 10273      | 4.47        | 2270           | 22.10 |

## Nevada (Projected 2004) vs National (2002) Index Crime Rates

*(per 1,000 population)*

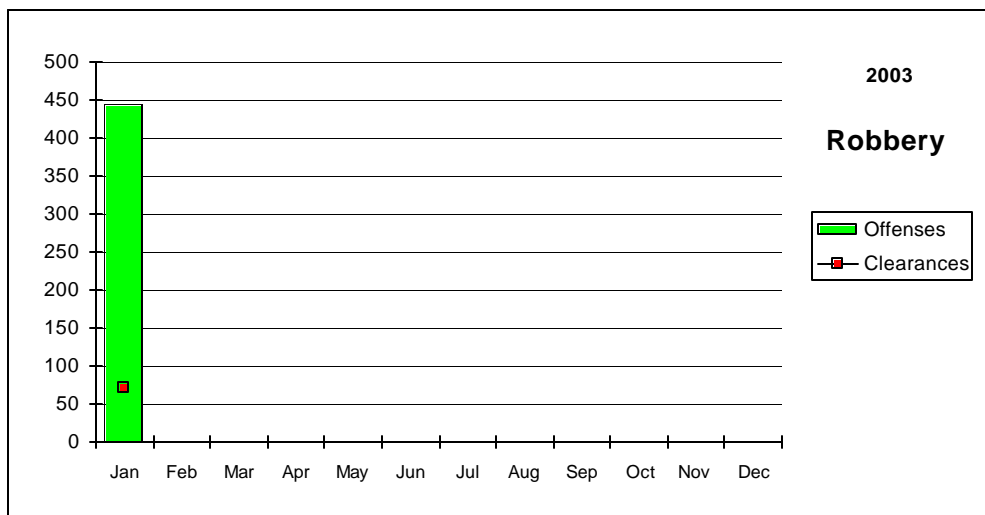
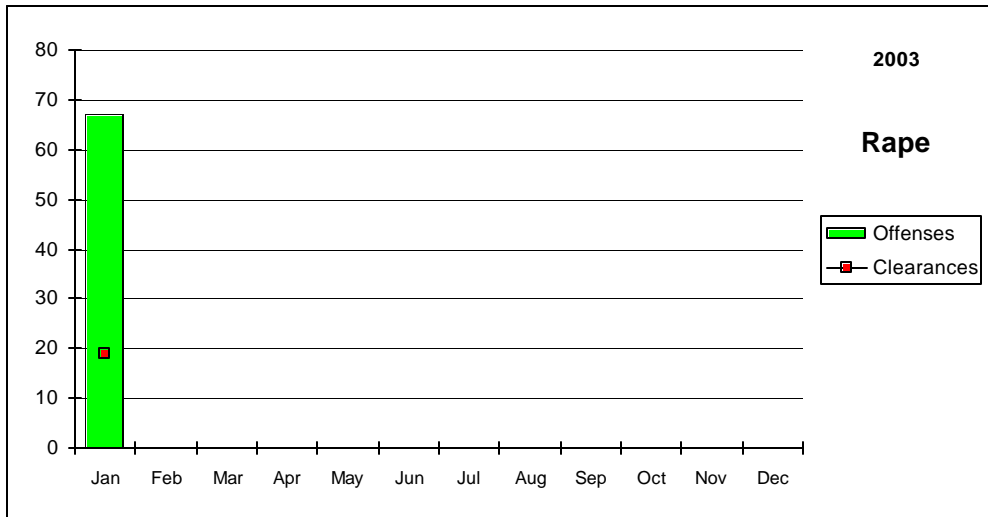
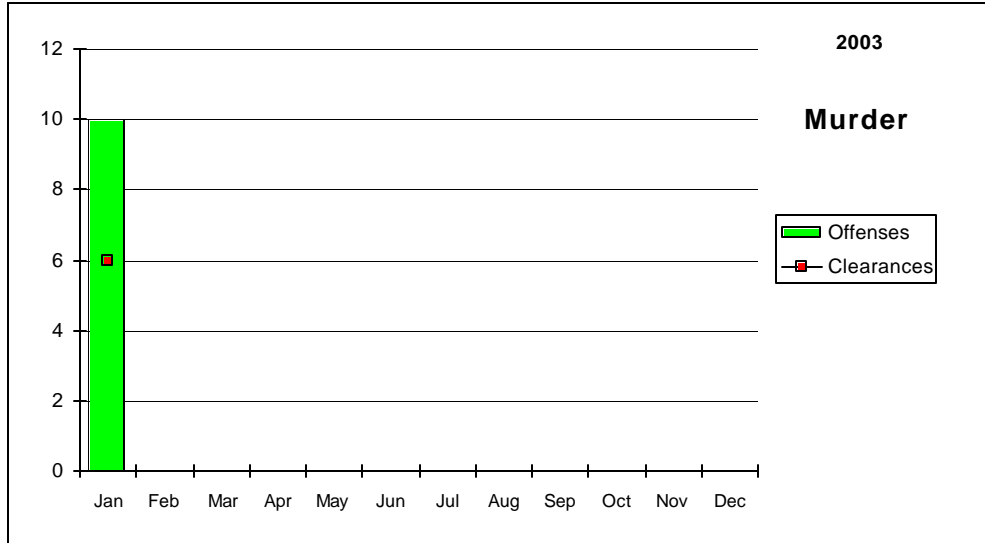
|                 | Murder | Rape | Robbery | Assault | Burglary | Larceny | MV Theft | Arson | Crime Rate |
|-----------------|--------|------|---------|---------|----------|---------|----------|-------|------------|
| <b>Nevada</b>   | 0.05   | 0.35 | 2.33    | 3.30    | 11.01    | 26.19   | 10.23    | 0.22  | 53.68      |
| <b>National</b> | 0.56   | 0.32 | 1.48    | 3.19    | 7.41     | 24.85   | 4.31     | 0.35  | 41.85      |

## Nevada (Projected 2004) vs National (2002) Crime Clearance Rates

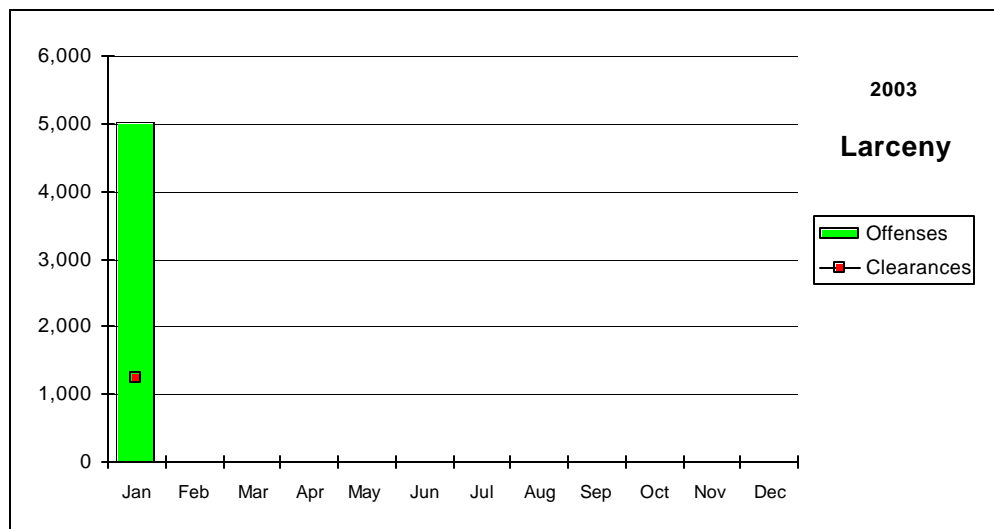
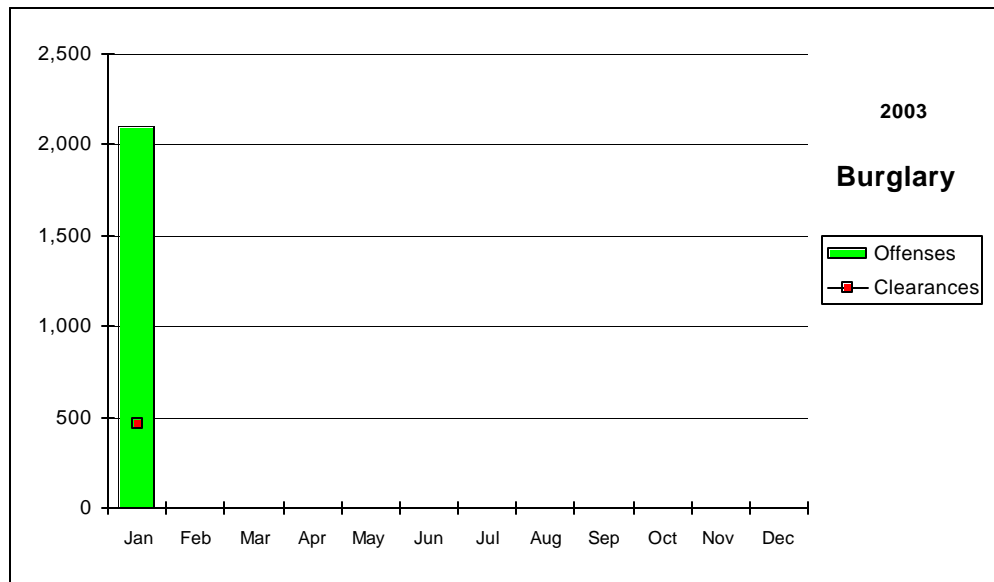
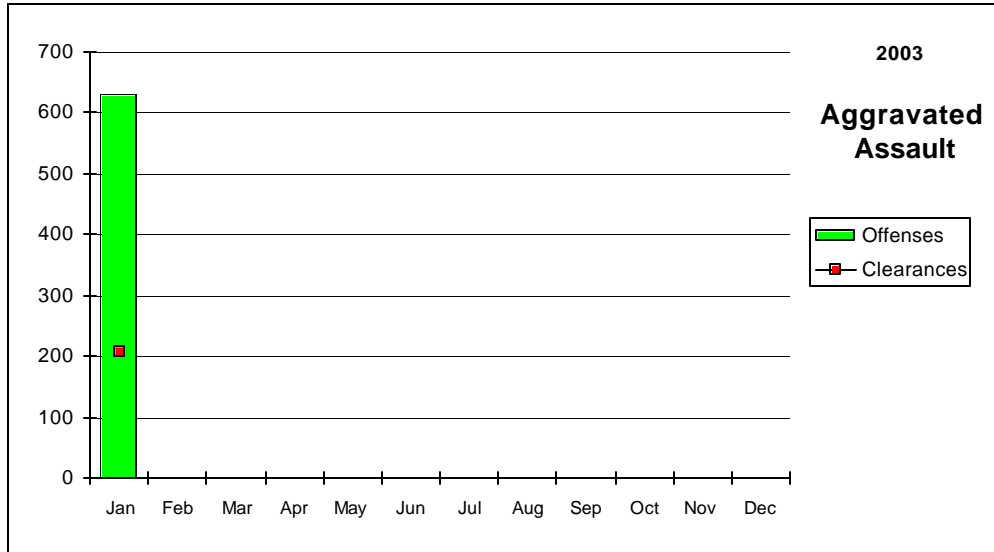
*(by Percent)*

|                 | Murder | Rape  | Robbery | Assault | Burglary | Larceny | MV Theft | Arson | Clear Rate |
|-----------------|--------|-------|---------|---------|----------|---------|----------|-------|------------|
| <b>Nevada</b>   | 60.00  | 28.36 | 15.92   | 32.65   | 22.07    | 24.48   | 13.90    | 9.52  | 22.10      |
| <b>National</b> | 62.40  | 44.30 | 24.90   | 56.10   | 12.70    | 17.60   | 13.60    | 16.00 | 19.60      |

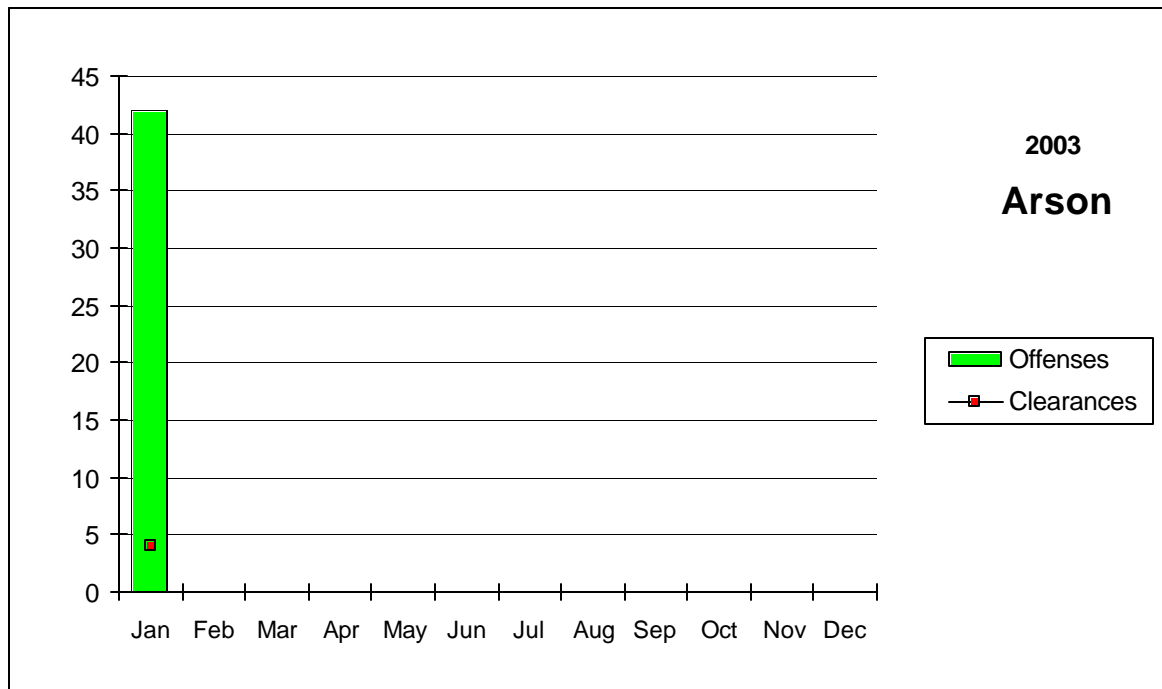
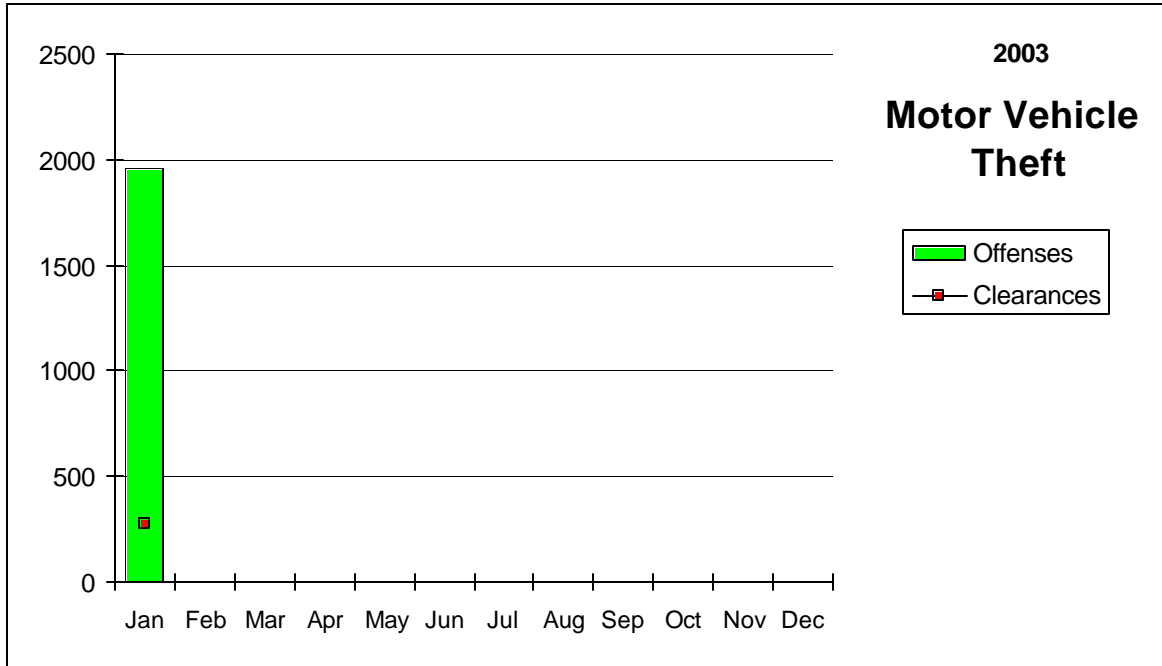
# Nevada--Graphic Summary--UCR



# Nevada--Graphic Summary--UCR



# Nevada--Graphic Summary--UCR



## Nevada--Murder--Incidence Level Variation--UCR

### JANUARY 2004

| Agency            | JANUARY<br>2004<br>Offenses | JANUARY<br>2004<br>Cleared | YTD<br>Offense<br>s | 2004<br>YTD<br>Cleared | JANUARY<br>2003<br>Offenses | JANUARY<br>2003<br>Cleared | YTD<br>Offense<br>s | 2003<br>YTD<br>Cleared |
|-------------------|-----------------------------|----------------------------|---------------------|------------------------|-----------------------------|----------------------------|---------------------|------------------------|
| Boulder           | 0                           | 0                          | 0                   | 0                      | 0                           | 0                          | 0                   | 0                      |
| Carlin PD         | 0                           | 0                          | 0                   | 0                      | 0                           | 0                          | 0                   | 0                      |
| Carson SO         | 0                           | 0                          | 0                   | 0                      | 0                           | 0                          | 0                   | 0                      |
| Churchill SO      | 0                           | 0                          | 0                   | 0                      | 0                           | 0                          | 0                   | 0                      |
| Clark Co Schl PD  | 0                           | 0                          | 0                   | 0                      | 0                           | 0                          | 0                   | 0                      |
| Douglas SO        | 0                           | 0                          | 0                   | 0                      | 0                           | 0                          | 0                   | 0                      |
| Elko PD           | 0                           | 0                          | 0                   | 0                      | 0                           | 0                          | 0                   | 0                      |
| Elko SO           | 0                           | 0                          | 0                   | 0                      | 1                           | 1                          | 1                   | 1                      |
| Esmeralda SO      | 0                           | 0                          | 0                   | 0                      | 0                           | 0                          | 0                   | 0                      |
| Eureka SO         | 0                           | 0                          | 0                   | 0                      | 0                           | 0                          | 0                   | 0                      |
| Fallon PD         | 0                           | 0                          | 0                   | 0                      | 0                           | 0                          | 0                   | 0                      |
| Henderson PD      | 1                           | 0                          | 1                   | 0                      | 1                           | 1                          | 1                   | 1                      |
| Humboldt SO       | 0                           | 0                          | 0                   | 0                      | 0                           | 0                          | 0                   | 0                      |
| Lander SO         | 0                           | 0                          | 0                   | 0                      | 0                           | 0                          | 0                   | 0                      |
| Lincoln SO        | 0                           | 0                          | 0                   | 0                      | 0                           | 0                          | 0                   | 0                      |
| Lovelock PD       | 0                           | 0                          | 0                   | 0                      | 0                           | 0                          | 0                   | 0                      |
| LV Fire Dept      | 0                           | 0                          | 0                   | 0                      | 0                           | 0                          | 0                   | 0                      |
| LV Metro          | 8                           | 3                          | 8                   | 3                      | 3                           | 2                          | 3                   | 2                      |
| Lyon SO           | 0                           | 0                          | 0                   | 0                      | 0                           | 0                          | 0                   | 0                      |
| Mesquite PD       | 0                           | 0                          | 0                   | 0                      | 1                           | 0                          | 1                   | 0                      |
| Mineral SO        | 0                           | 0                          | 0                   | 0                      | 0                           | 0                          | 0                   | 0                      |
| NLVPD             | 1                           | 2                          | 1                   | 2                      | 1                           | 0                          | 1                   | 0                      |
| Nye SO            | 0                           | 0                          | 0                   | 0                      | 0                           | 0                          | 0                   | 0                      |
| Pershing SO       | 0                           | 0                          | 0                   | 0                      | 0                           | 0                          | 0                   | 0                      |
| Reno PD           | 0                           | 0                          | 0                   | 0                      | 2                           | 0                          | 2                   | 0                      |
| Sparks PD         | 0                           | 1                          | 0                   | 1                      | 1                           | 1                          | 1                   | 1                      |
| Storey SO         | 0                           | 0                          | 0                   | 0                      | 0                           | 0                          | 0                   | 0                      |
| TMCC PD           | 0                           | 0                          | 0                   | 0                      | 0                           | 0                          | 0                   | 0                      |
| UNLV PD           | 0                           | 0                          | 0                   | 0                      | 0                           | 0                          | 0                   | 0                      |
| UNR PD            | 0                           | 0                          | 0                   | 0                      | 0                           | 0                          | 0                   | 0                      |
| Washoe SO         | 0                           | 0                          | 0                   | 0                      | 0                           | 0                          | 0                   | 0                      |
| Washoe Co Schl PD | 0                           | 0                          | 0                   | 0                      | 0                           | 0                          | 0                   | 0                      |
| Wendover PD       | 0                           | 0                          | 0                   | 0                      | 0                           | 0                          | 0                   | 0                      |
| White Pine SO     | 0                           | 0                          | 0                   | 0                      | 0                           | 0                          | 0                   | 0                      |
| Winnemucca PD     | 0                           | 0                          | 0                   | 0                      | 0                           | 0                          | 0                   | 0                      |
| Yerington PD      | 0                           | 0                          | 0                   | 0                      | 0                           | 0                          | 0                   | 0                      |
| <b>TOTALS</b>     | <b>10</b>                   | <b>6</b>                   | <b>10</b>           | <b>6</b>               | <b>10</b>                   | <b>5</b>                   | <b>10</b>           | <b>5</b>               |

## Nevada--Rape--Incidence Level Variation--UCR

### January 2004

| Agency            | January 2004<br>Offenses | January 2004<br>Cleared | YTD<br>Offense<br>s | 2004<br>YTD<br>Cleared | January 2003<br>Offenses | January 2003<br>Cleared | YTD<br>Offense<br>s | 2003<br>YTD<br>Cleared |
|-------------------|--------------------------|-------------------------|---------------------|------------------------|--------------------------|-------------------------|---------------------|------------------------|
| Boulder           | 0                        | 0                       | 0                   | 0                      | 0                        | 0                       | 0                   | 0                      |
| Carlin PD         | 0                        | 0                       | 0                   | 0                      | 0                        | 0                       | 0                   | 0                      |
| Carson SO         | 0                        | 0                       | 0                   | 0                      | 0                        | 0                       | 0                   | 0                      |
| Churchill SO      | 3                        | 2                       | 3                   | 2                      | 0                        | 0                       | 0                   | 0                      |
| Clark Co Schl PD  | 0                        | 0                       | 0                   | 0                      | 0                        | 0                       | 0                   | 0                      |
| Douglas SO        | 0                        | 0                       | 0                   | 0                      | 0                        | 0                       | 0                   | 0                      |
| Elko PD           | 1                        | 0                       | 1                   | 0                      | 0                        | 1                       | 0                   | 1                      |
| Elko SO           | 1                        | 1                       | 1                   | 1                      | 1                        | 1                       | 1                   | 1                      |
| Esmeralda SO      | 0                        | 0                       | 0                   | 0                      | 0                        | 0                       | 0                   | 0                      |
| Eureka SO         | 0                        | 0                       | 0                   | 0                      | 0                        | 0                       | 0                   | 0                      |
| Fallon PD         | 0                        | 0                       | 0                   | 0                      | 0                        | 0                       | 0                   | 0                      |
| Henderson PD      | 5                        | 3                       | 5                   | 3                      | 7                        | 2                       | 7                   | 2                      |
| Humboldt SO       | 0                        | 0                       | 0                   | 0                      | 0                        | 0                       | 0                   | 0                      |
| Lander SO         | 0                        | 0                       | 0                   | 0                      | 0                        | 0                       | 0                   | 0                      |
| Lincoln SO        | 0                        | 0                       | 0                   | 0                      | 0                        | 0                       | 0                   | 0                      |
| Lovelock PD       | 0                        | 0                       | 0                   | 0                      | 0                        | 0                       | 0                   | 0                      |
| LV Fire Dept      | 0                        | 0                       | 0                   | 0                      | 0                        | 0                       | 0                   | 0                      |
| LV Metro          | 37                       | 3                       | 37                  | 3                      | 41                       | 6                       | 41                  | 6                      |
| Lyon SO           | 0                        | 0                       | 0                   | 0                      | 1                        | 0                       | 1                   | 0                      |
| Mesquite PD       | 0                        | 0                       | 0                   | 0                      | 0                        | 0                       | 0                   | 0                      |
| Mineral SO        | 0                        | 0                       | 0                   | 0                      | 0                        | 0                       | 0                   | 0                      |
| NLVPD             | 4                        | 3                       | 4                   | 3                      | 4                        | 8                       | 4                   | 8                      |
| Nye SO            | 0                        | 0                       | 0                   | 0                      | 0                        | 0                       | 0                   | 0                      |
| Pershing SO       | 0                        | 0                       | 0                   | 0                      | 0                        | 0                       | 0                   | 0                      |
| Reno PD           | 13                       | 5                       | 13                  | 5                      | 14                       | 4                       | 14                  | 4                      |
| Sparks PD         | 3                        | 2                       | 3                   | 2                      | 6                        | 4                       | 6                   | 4                      |
| Storey SO         | 0                        | 0                       | 0                   | 0                      | 0                        | 0                       | 0                   | 0                      |
| TMCC PD           | 0                        | 0                       | 0                   | 0                      | 0                        | 0                       | 0                   | 0                      |
| UNLV PD           | 0                        | 0                       | 0                   | 0                      | 0                        | 0                       | 0                   | 0                      |
| UNR PD            | 0                        | 0                       | 0                   | 0                      | 0                        | 0                       | 0                   | 0                      |
| Washoe SO         | 0                        | 0                       | 0                   | 0                      | 0                        | 0                       | 0                   | 0                      |
| Washoe Co Schl PD | 0                        | 0                       | 0                   | 0                      | 0                        | 0                       | 0                   | 0                      |
| Wendover PD       | 0                        | 0                       | 0                   | 0                      | 0                        | 0                       | 0                   | 0                      |
| White Pine SO     | 0                        | 0                       | 0                   | 0                      | 0                        | 0                       | 0                   | 0                      |
| Winnemucca PD     | 0                        | 0                       | 0                   | 0                      | 0                        | 0                       | 0                   | 0                      |
| Yerington PD      | 0                        | 0                       | 0                   | 0                      | 0                        | 0                       | 0                   | 0                      |
| <b>TOTALS</b>     | <b>67</b>                | <b>19</b>               | <b>67</b>           | <b>19</b>              | <b>74</b>                | <b>26</b>               | <b>74</b>           | <b>26</b>              |

## Nevada--Robbery--Incidence Level Variation--UCR

### January 2004

| Agency            | January 2004 Offenses | January 2004 Cleared | YTD Offenses | 2004 YTD Cleared | January 2003 Offenses | January 2003 Cleared | YTD Offenses | 2003 YTD Cleared |
|-------------------|-----------------------|----------------------|--------------|------------------|-----------------------|----------------------|--------------|------------------|
| Boulder           | 0                     | 0                    | 0            | 0                | 0                     | 0                    | 0            | 0                |
| Carlin PD         | 0                     | 0                    | 0            | 0                | 0                     | 0                    | 0            | 0                |
| Carson SO         | 4                     | 1                    | 4            | 1                | 3                     | 2                    | 3            | 2                |
| Churchill SO      | 0                     | 0                    | 0            | 0                | 0                     | 0                    | 0            | 0                |
| Clark Co Schl PD  | 3                     | 2                    | 3            | 2                | 6                     | 2                    | 6            | 2                |
| Douglas SO        | 1                     | 1                    | 1            | 1                | 0                     | 0                    | 0            | 0                |
| Elko PD           | 1                     | 0                    | 1            | 0                | 0                     | 0                    | 0            | 0                |
| Elko SO           | 0                     | 0                    | 0            | 0                | 0                     | 0                    | 0            | 0                |
| Esmeralda SO      | 0                     | 0                    | 0            | 0                | 0                     | 0                    | 0            | 0                |
| Eureka SO         | 0                     | 0                    | 0            | 0                | 0                     | 0                    | 0            | 0                |
| Fallon PD         | 0                     | 0                    | 0            | 0                | 1                     | 0                    | 1            | 0                |
| Henderson PD      | 3                     | 0                    | 3            | 0                | 21                    | 5                    | 21           | 5                |
| Humboldt SO       | 1                     | 1                    | 1            | 1                | 0                     | 0                    | 0            | 0                |
| Lander SO         | 1                     | 0                    | 1            | 0                | 0                     | 0                    | 0            | 0                |
| Lincoln SO        | 0                     | 0                    | 0            | 0                | 0                     | 0                    | 0            | 0                |
| Lovelock PD       | 0                     | 0                    | 0            | 0                | 0                     | 0                    | 0            | 0                |
| LV Fire Dept      | 0                     | 0                    | 0            | 0                | 0                     | 0                    | 0            | 0                |
| LV Metro          | 322                   | 36                   | 322          | 36               | 392                   | 72                   | 392          | 72               |
| Lyon SO           | 0                     | 0                    | 0            | 0                | 0                     | 0                    | 0            | 0                |
| Mesquite PD       | 0                     | 0                    | 0            | 0                | 1                     | 0                    | 1            | 0                |
| Mineral SO        | 0                     | 0                    | 0            | 0                | 0                     | 0                    | 0            | 0                |
| NLVPD             | 28                    | 2                    | 28           | 2                | 26                    | 6                    | 26           | 6                |
| Nye SO            | 1                     | 1                    | 1            | 1                | 3                     | 1                    | 3            | 1                |
| Pershing SO       | 0                     | 0                    | 0            | 0                | 0                     | 0                    | 0            | 0                |
| Reno PD           | 65                    | 18                   | 65           | 18               | 37                    | 11                   | 37           | 11               |
| Sparks PD         | 12                    | 6                    | 12           | 6                | 9                     | 2                    | 9            | 2                |
| Storey SO         | 0                     | 0                    | 0            | 0                | 0                     | 0                    | 0            | 0                |
| TMCC PD           | 0                     | 0                    | 0            | 0                | 0                     | 0                    | 0            | 0                |
| UNLV PD           | 1                     | 0                    | 1            | 0                | 0                     | 0                    | 0            | 0                |
| UNR PD            | 0                     | 0                    | 0            | 0                | 0                     | 0                    | 0            | 0                |
| Washoe SO         | 2                     | 2                    | 2            | 2                | 3                     | 0                    | 3            | 0                |
| Washoe Co Schl PD | 0                     | 0                    | 0            | 0                | 0                     | 0                    | 0            | 0                |
| Wendover PD       | 0                     | 0                    | 0            | 0                | 0                     | 0                    | 0            | 0                |
| White Pine SO     | 0                     | 0                    | 0            | 0                | 0                     | 0                    | 0            | 0                |
| Winnemucca PD     | 1                     | 1                    | 1            | 1                | 0                     | 0                    | 0            | 0                |
| Yerington PD      | 0                     | 0                    | 0            | 0                | 0                     | 0                    | 0            | 0                |
| <b>TOTALS</b>     | <b>446</b>            | <b>71</b>            | <b>446</b>   | <b>71</b>        | <b>502</b>            | <b>101</b>           | <b>502</b>   | <b>101</b>       |

# Nevada--Aggravated Assault--Incidence Level Variation--UCR

## JANUARY 2004

| Agency            | JANUARY    | JANUARY    | 2004 YTD   |            | JANUARY    | JANUARY    | 2003 YTD   |            |
|-------------------|------------|------------|------------|------------|------------|------------|------------|------------|
|                   | 2004       | 2004       | Offenses   | Cleared    | 2003       | 2003       | Offenses   | Cleared    |
|                   | Offenses   | Cleared    | Offenses   | Cleared    | Offenses   | Cleared    | Offenses   | Cleared    |
| Boulder           | 0          | 0          | 0          | 0          | 6          | 6          | 6          | 6          |
| Carlin PD         | 0          | 0          | 0          | 0          | 1          | 1          | 1          | 1          |
| Carson SO         | 31         | 27         | 31         | 27         | 24         | 13         | 24         | 13         |
| Churchill SO      | 10         | 1          | 10         | 1          | 3          | 2          | 3          | 2          |
| Clark Co SchI PD  | 1          | 1          | 1          | 1          | 0          | 0          | 0          | 0          |
| Douglas SO        | 5          | 5          | 5          | 5          | 2          | 2          | 2          | 2          |
| Elko PD           | 1          | 0          | 1          | 0          | 2          | 0          | 2          | 0          |
| Elko SO           | 1          | 0          | 1          | 0          | 1          | 0          | 1          | 0          |
| Esmeralda SO      | 1          | 1          | 1          | 1          | 1          | 1          | 1          | 1          |
| Eureka SO         | 0          | 0          | 0          | 0          | 0          | 0          | 0          | 0          |
| Fallon PD         | 2          | 2          | 2          | 2          | 2          | 0          | 2          | 0          |
| Henderson PD      | 11         | 5          | 11         | 5          | 15         | 15         | 15         | 15         |
| Humboldt SO       | 0          | 0          | 0          | 0          | 2          | 1          | 2          | 1          |
| Lander SO         | 8          | 7          | 8          | 7          | 7          | 5          | 7          | 5          |
| Lincoln SO        | 2          | 1          | 2          | 1          | 0          | 0          | 0          | 0          |
| Lovelock PD       | 5          | 5          | 5          | 5          | 2          | 2          | 2          | 2          |
| LV Fire Dept      | 0          | 0          | 0          | 0          | 0          | 0          | 0          | 0          |
| LV Metro          | 407        | 68         | 407        | 68         | 476        | 143        | 476        | 143        |
| Lyon SO           | 3          | 2          | 3          | 2          | 5          | 5          | 5          | 5          |
| Mesquite PD       | 1          | 1          | 1          | 1          | 2          | 0          | 2          | 0          |
| Mineral SO        | 0          | 0          | 0          | 0          | 0          | 0          | 0          | 0          |
| NLVPD             | 55         | 25         | 55         | 25         | 46         | 15         | 46         | 15         |
| Nye SO            | 4          | 4          | 4          | 4          | 7          | 7          | 7          | 7          |
| Pershing SO       | 0          | 0          | 0          | 0          | 3          | 2          | 3          | 2          |
| Reno PD           | 52         | 33         | 52         | 33         | 63         | 33         | 63         | 33         |
| Sparks PD         | 13         | 6          | 13         | 6          | 8          | 10         | 8          | 10         |
| Storey SO         | 0          | 0          | 0          | 0          | 0          | 0          | 0          | 0          |
| TMCC PD           | 0          | 0          | 0          | 0          | 0          | 0          | 0          | 0          |
| UNLV PD           | 0          | 0          | 0          | 0          | 1          | 1          | 1          | 1          |
| UNR PD            | 0          | 0          | 0          | 0          | 1          | 0          | 1          | 0          |
| Washoe SO         | 13         | 8          | 13         | 8          | 7          | 9          | 7          | 9          |
| Washoe Co SchI PD | 0          | 0          | 0          | 0          | 0          | 0          | 0          | 0          |
| Wendover PD       | 1          | 1          | 1          | 1          | 0          | 0          | 0          | 0          |
| White Pine SO     | 3          | 2          | 3          | 2          | 2          | 1          | 2          | 1          |
| Winnemucca PD     | 1          | 1          | 1          | 1          | 2          | 1          | 2          | 1          |
| Yerington PD      | 0          | 0          | 0          | 0          | 2          | 1          | 2          | 1          |
| <b>TOTALS</b>     | <b>631</b> | <b>206</b> | <b>631</b> | <b>206</b> | <b>693</b> | <b>276</b> | <b>693</b> | <b>276</b> |

# Nevada--All Assaults--Incidence Level Variation--UCR

## JANUARY 2004

| Agency            | JANUARY<br>2004<br>Offenses | JANUARY<br>2004<br>Cleared | 2004<br>YTD<br>Offenses | 2004<br>YTD<br>Cleared | JANUARY<br>2003<br>Offenses | JANUARY<br>2003<br>Cleared | 2003<br>YTD<br>Offenses | 2003<br>YTD<br>Cleared |
|-------------------|-----------------------------|----------------------------|-------------------------|------------------------|-----------------------------|----------------------------|-------------------------|------------------------|
| Boulder           | 2                           | 1                          | 2                       | 1                      | 7                           | 7                          | 7                       | 7                      |
| Carlin PD         | 2                           | 1                          | 2                       | 1                      | 1                           | 1                          | 1                       | 1                      |
| Carson SO         | 86                          | 63                         | 86                      | 63                     | 77                          | 34                         | 77                      | 34                     |
| Churchill SO      | 29                          | 15                         | 29                      | 15                     | 23                          | 16                         | 23                      | 16                     |
| Clark Co Schl PD  | 64                          | 38                         | 64                      | 38                     | 54                          | 31                         | 54                      | 31                     |
| Douglas SO        | 48                          | 39                         | 48                      | 39                     | 44                          | 38                         | 44                      | 38                     |
| Elko PD           | 27                          | 11                         | 27                      | 11                     | 22                          | 10                         | 22                      | 10                     |
| Elko SO           | 1                           | 1                          | 1                       | 1                      | 2                           | 0                          | 2                       | 0                      |
| Esmeralda SO      | 1                           | 1                          | 1                       | 1                      | 1                           | 1                          | 1                       | 1                      |
| Eureka SO         | 0                           | 0                          | 0                       | 0                      | 0                           | 0                          | 0                       | 0                      |
| Fallon PD         | 21                          | 18                         | 21                      | 18                     | 13                          | 7                          | 13                      | 7                      |
| Henderson PD      | 174                         | 107                        | 174                     | 107                    | 187                         | 145                        | 187                     | 145                    |
| Humboldt SO       | 0                           | 0                          | 0                       | 0                      | 3                           | 1                          | 3                       | 1                      |
| Lander SO         | 12                          | 9                          | 12                      | 9                      | 11                          | 9                          | 11                      | 9                      |
| Lincoln SO        | 5                           | 3                          | 5                       | 3                      | 0                           | 0                          | 0                       | 0                      |
| Lovelock PD       | 7                           | 7                          | 7                       | 7                      | 8                           | 8                          | 8                       | 8                      |
| LV Fire Dept      | 0                           | 0                          | 0                       | 0                      | 0                           | 0                          | 0                       | 0                      |
| LV Metro          | 1951                        | 342                        | 1951                    | 342                    | 2019                        | 580                        | 2019                    | 580                    |
| Lyon SO           | 33                          | 31                         | 33                      | 31                     | 35                          | 33                         | 35                      | 33                     |
| Mesquite PD       | 9                           | 8                          | 9                       | 8                      | 20                          | 15                         | 20                      | 15                     |
| Mineral SO        | 7                           | 2                          | 7                       | 2                      | 3                           | 3                          | 3                       | 3                      |
| NLVPD             | 218                         | 109                        | 218                     | 109                    | 223                         | 99                         | 223                     | 99                     |
| Nye SO            | 55                          | 58                         | 55                      | 58                     | 48                          | 48                         | 48                      | 48                     |
| Pershing SO       | 1                           | 0                          | 1                       | 0                      | 4                           | 3                          | 4                       | 3                      |
| Reno PD           | 356                         | 202                        | 356                     | 202                    | 346                         | 183                        | 346                     | 183                    |
| Sparks PD         | 119                         | 52                         | 119                     | 52                     | 139                         | 121                        | 139                     | 121                    |
| Storey SO         | 1                           | 1                          | 1                       | 1                      | 2                           | 1                          | 2                       | 1                      |
| TMCC PD           | 0                           | 0                          | 0                       | 0                      | 0                           | 0                          | 0                       | 0                      |
| UNLV PD           | 1                           | 0                          | 1                       | 0                      | 3                           | 3                          | 3                       | 3                      |
| UNR PD            | 0                           | 0                          | 0                       | 0                      | 4                           | 1                          | 4                       | 1                      |
| Washoe SO         | 61                          | 46                         | 61                      | 46                     | 53                          | 53                         | 53                      | 53                     |
| Washoe Co Schl PD | 0                           | 0                          | 0                       | 0                      | 6                           | 7                          | 6                       | 7                      |
| Wendover PD       | 3                           | 3                          | 3                       | 3                      | 4                           | 4                          | 4                       | 4                      |
| White Pine SO     | 7                           | 8                          | 7                       | 8                      | 8                           | 6                          | 8                       | 6                      |
| Winnemucca PD     | 4                           | 4                          | 4                       | 4                      | 7                           | 6                          | 7                       | 6                      |
| Yerington PD      | 3                           | 3                          | 3                       | 3                      | 2                           | 1                          | 2                       | 1                      |
| <b>TOTALS</b>     | <b>3308</b>                 | <b>1183</b>                | <b>3308</b>             | <b>1183</b>            | <b>3379</b>                 | <b>1475</b>                | <b>3379</b>             | <b>1475</b>            |

Table 2

47 All Assaults

## Nevada--Burglary--Incidence Level Variation--UCR

### JANUARY 2004

| Agency            | JANUARY 2004<br>Offenses | JANUARY 2004<br>Cleared | YTD<br>Offenses | 2004<br>YTD<br>Cleared | JANUARY 2003<br>Offenses | JANUARY 2003<br>Cleared | YTD<br>Offenses | 2003<br>YTD<br>Cleared |
|-------------------|--------------------------|-------------------------|-----------------|------------------------|--------------------------|-------------------------|-----------------|------------------------|
| Boulder           | 7                        | 1                       | 7               | 1                      | 5                        | 5                       | 5               | 5                      |
| Carlin PD         | 0                        | 0                       | 0               | 0                      | 1                        | 1                       | 1               | 1                      |
| Carson SO         | 48                       | 8                       | 48              | 8                      | 38                       | 6                       | 38              | 6                      |
| Churchill SO      | 18                       | 3                       | 18              | 3                      | 8                        | 4                       | 8               | 4                      |
| Clark Co Schl PD  | 24                       | 4                       | 24              | 4                      | 24                       | 2                       | 24              | 2                      |
| Douglas SO        | 18                       | 6                       | 18              | 6                      | 17                       | 5                       | 17              | 5                      |
| Elko PD           | 16                       | 3                       | 16              | 3                      | 9                        | 1                       | 9               | 1                      |
| Elko SO           | 6                        | 0                       | 6               | 0                      | 5                        | 4                       | 5               | 4                      |
| Esmeralda SO      | 0                        | 0                       | 0               | 0                      | 0                        | 0                       | 0               | 0                      |
| Eureka SO         | 1                        | 1                       | 1               | 1                      | 1                        | 0                       | 1               | 0                      |
| Fallon PD         | 3                        | 3                       | 3               | 3                      | 4                        | 0                       | 4               | 0                      |
| Henderson PD      | 167                      | 24                      | 167             | 24                     | 108                      | 25                      | 108             | 25                     |
| Humboldt SO       | 1                        | 1                       | 1               | 1                      | 4                        | 2                       | 4               | 2                      |
| Lander SO         | 3                        | 0                       | 3               | 0                      | 3                        | 1                       | 3               | 1                      |
| Lincoln SO        | 4                        | 4                       | 4               | 4                      | 3                        | 0                       | 3               | 0                      |
| Lovelock PD       | 4                        | 2                       | 4               | 2                      | 0                        | 0                       | 0               | 0                      |
| LV Fire Dept      | 0                        | 0                       | 0               | 0                      | 0                        | 0                       | 0               | 0                      |
| LV Metro          | 1295                     | 330                     | 1295            | 330                    | 1053                     | 273                     | 1053            | 273                    |
| Lyon SO           | 14                       | 0                       | 14              | 0                      | 18                       | 2                       | 18              | 2                      |
| Mesquite PD       | 1                        | 0                       | 1               | 0                      | 0                        | 0                       | 0               | 0                      |
| Mineral SO        | 2                        | 0                       | 2               | 0                      | 3                        | 1                       | 3               | 1                      |
| NLVPD             | 117                      | 13                      | 117             | 13                     | 178                      | 13                      | 178             | 13                     |
| Nye SO            | 44                       | 16                      | 44              | 16                     | 43                       | 18                      | 43              | 18                     |
| Pershing SO       | 3                        | 0                       | 3               | 0                      | 5                        | 0                       | 5               | 0                      |
| Reno PD           | 159                      | 9                       | 159             | 9                      | 159                      | 16                      | 159             | 16                     |
| Sparks PD         | 81                       | 26                      | 81              | 26                     | 57                       | 15                      | 57              | 15                     |
| Storey SO         | 1                        | 2                       | 1               | 2                      | 0                        | 0                       | 0               | 0                      |
| TMCC PD           | 1                        | 0                       | 1               | 0                      | 0                        | 0                       | 0               | 0                      |
| UNLV PD           | 7                        | 0                       | 7               | 0                      | 13                       | 1                       | 13              | 1                      |
| UNR PD            | 3                        | 0                       | 3               | 0                      | 5                        | 0                       | 5               | 0                      |
| Washoe SO         | 43                       | 5                       | 43              | 5                      | 65                       | 4                       | 65              | 4                      |
| Washoe Co Schl PD | 3                        | 0                       | 3               | 0                      | 7                        | 1                       | 7               | 1                      |
| Wendover PD       | 2                        | 2                       | 2               | 2                      | 2                        | 0                       | 2               | 0                      |
| White Pine SO     | 3                        | 0                       | 3               | 0                      | 2                        | 0                       | 2               | 0                      |
| Winnemucca PD     | 3                        | 1                       | 3               | 1                      | 4                        | 1                       | 4               | 1                      |
| Yerington PD      | 5                        | 1                       | 5               | 1                      | 2                        | 4                       | 2               | 4                      |
| <b>TOTALS</b>     | <b>2107</b>              | <b>465</b>              | <b>2107</b>     | <b>465</b>             | <b>1846</b>              | <b>405</b>              | <b>1846</b>     | <b>405</b>             |

## Nevada--Larceny--Incidence Level Variation--UCR

### JANUARY 2004

| Agency            | JANUARY 2004<br>Offenses | JANUARY 2004<br>Cleared | YTD<br>Offenses | 2004<br>YTD<br>Cleared | JANUARY 2003<br>Offense | JANUARY 2003<br>Cleared | YTD<br>Offenses | 2003<br>YTD<br>Cleared |
|-------------------|--------------------------|-------------------------|-----------------|------------------------|-------------------------|-------------------------|-----------------|------------------------|
| Boulder           | 14                       | 1                       | 14              | 1                      | 9                       | 1                       | 9               | 1                      |
| Carlin PD         | 1                        | 0                       | 1               | 0                      | 3                       | 2                       | 3               | 2                      |
| Carson SO         | 113                      | 29                      | 113             | 29                     | 118                     | 28                      | 118             | 28                     |
| Churchill SO      | 21                       | 6                       | 21              | 6                      | 12                      | 1                       | 12              | 1                      |
| Clark Co SchI PD  | 56                       | 0                       | 56              | 0                      | 69                      | 0                       | 69              | 0                      |
| Douglas SO        | 80                       | 17                      | 80              | 17                     | 77                      | 23                      | 77              | 23                     |
| Elko PD           | 38                       | 6                       | 38              | 6                      | 31                      | 6                       | 31              | 6                      |
| Elko SO           | 4                        | 1                       | 4               | 1                      | 4                       | 4                       | 4               | 4                      |
| Esmeralda SO      | 1                        | 0                       | 1               | 0                      | 0                       | 0                       | 0               | 0                      |
| Eureka SO         | 2                        | 1                       | 2               | 1                      | 3                       | 1                       | 3               | 1                      |
| Fallon PD         | 59                       | 12                      | 59              | 12                     | 71                      | 12                      | 71              | 12                     |
| Henderson PD      | 298                      | 52                      | 298             | 52                     | 252                     | 65                      | 252             | 65                     |
| Humboldt SO       | 2                        | 0                       | 2               | 0                      | 3                       | 1                       | 3               | 1                      |
| Lander SO         | 12                       | 2                       | 12              | 2                      | 1                       | 0                       | 1               | 0                      |
| Lincoln SO        | 1                        | 0                       | 1               | 0                      | 2                       | 0                       | 2               | 0                      |
| Lovelock PD       | 2                        | 1                       | 2               | 1                      | 4                       | 4                       | 4               | 4                      |
| LV Fire Dept      | 0                        | 0                       | 0               | 0                      | 0                       | 0                       | 0               | 0                      |
| LV Metro          | 2968                     | 772                     | 2968            | 772                    | 2591                    | 779                     | 2591            | 779                    |
| Lyon SO           | 26                       | 4                       | 26              | 4                      | 42                      | 9                       | 42              | 9                      |
| Mesquite PD       | 13                       | 3                       | 13              | 3                      | 20                      | 3                       | 20              | 3                      |
| Mineral SO        | 2                        | 0                       | 2               | 0                      | 1                       | 0                       | 1               | 0                      |
| NLVPD             | 257                      | 63                      | 257             | 63                     | 209                     | 33                      | 209             | 33                     |
| Nye SO            | 54                       | 26                      | 54              | 26                     | 51                      | 30                      | 51              | 30                     |
| Pershing SO       | 4                        | 2                       | 4               | 2                      | 6                       | 1                       | 6               | 1                      |
| Reno PD           | 606                      | 154                     | 606             | 154                    | 662                     | 139                     | 662             | 139                    |
| Sparks PD         | 224                      | 40                      | 224             | 40                     | 241                     | 35                      | 241             | 35                     |
| Storey SO         | 3                        | 0                       | 3               | 0                      | 4                       | 0                       | 4               | 0                      |
| TMCC PD           | 1                        | 0                       | 1               | 0                      | 0                       | 0                       | 0               | 0                      |
| UNLV PD           | 22                       | 2                       | 22              | 2                      | 17                      | 0                       | 17              | 0                      |
| UNR PD            | 13                       | 1                       | 13              | 1                      | 4                       | 0                       | 4               | 0                      |
| Washoe SO         | 60                       | 12                      | 60              | 12                     | 76                      | 12                      | 76              | 12                     |
| Washoe Co SchI PD | 27                       | 9                       | 27              | 9                      | 24                      | 6                       | 24              | 6                      |
| Wendover PD       | 10                       | 4                       | 10              | 4                      | 9                       | 2                       | 9               | 2                      |
| White Pine SO     | 7                        | 3                       | 7               | 3                      | 7                       | 2                       | 7               | 2                      |
| Winnemucca PD     | 11                       | 3                       | 11              | 3                      | 12                      | 7                       | 12              | 7                      |
| Yerington PD      | 1                        | 1                       | 1               | 1                      | 3                       | 1                       | 3               | 1                      |
| <b>TOTALS</b>     | <b>5013</b>              | <b>1227</b>             | <b>5013</b>     | <b>1227</b>            | <b>4638</b>             | <b>1207</b>             | <b>4638</b>     | <b>1207</b>            |

## Nevada--MV Theft--Incidence Level Variation--UCR

### January 2004

| Agency            | January 2004<br>Offenses | January 2004<br>Cleared | YTD<br>Offenses | 2004<br>YTD<br>Cleared | January 2003<br>Offenses | January 2003<br>Cleared | YTD<br>Offenses | 2003<br>YTD<br>Cleared |
|-------------------|--------------------------|-------------------------|-----------------|------------------------|--------------------------|-------------------------|-----------------|------------------------|
| Boulder           | 1                        | 0                       | 1               | 0                      | 2                        | 0                       | 2               | 0                      |
| Carlin PD         | 0                        | 0                       | 0               | 0                      | 5                        | 2                       | 5               | 2                      |
| Carson SO         | 18                       | 7                       | 18              | 7                      | 20                       | 2                       | 20              | 2                      |
| Churchill SO      | -1                       | 0                       | -1              | 0                      | 2                        | 2                       | 2               | 2                      |
| Clark Co Schl PD  | 7                        | 0                       | 7               | 0                      | 6                        | 0                       | 6               | 0                      |
| Douglas SO        | 13                       | 10                      | 13              | 10                     | 8                        | 5                       | 8               | 5                      |
| Elko PD           | 2                        | 0                       | 2               | 0                      | 1                        | 0                       | 1               | 0                      |
| Elko SO           | 2                        | 1                       | 2               | 1                      | 4                        | 2                       | 4               | 2                      |
| Esmeralda SO      | 0                        | 0                       | 0               | 0                      | 0                        | 0                       | 0               | 0                      |
| Eureka SO         | 0                        | 0                       | 0               | 0                      | 0                        | 0                       | 0               | 0                      |
| Fallon PD         | 2                        | 0                       | 2               | 0                      | 2                        | 1                       | 2               | 1                      |
| Henderson PD      | 134                      | 7                       | 134             | 7                      | 98                       | 5                       | 98              | 5                      |
| Humboldt SO       | 1                        | 0                       | 1               | 0                      | 0                        | 0                       | 0               | 0                      |
| Lander SO         | 4                        | 1                       | 4               | 1                      | 1                        | 0                       | 1               | 0                      |
| Lincoln SO        | 1                        | 1                       | 1               | 1                      | 1                        | 0                       | 1               | 0                      |
| Lovelock PD       | 1                        | 1                       | 1               | 1                      | 0                        | 0                       | 0               | 0                      |
| LV Fire Dept      | 0                        | 0                       | 0               | 0                      | 0                        | 0                       | 0               | 0                      |
| LV Metro          | 1345                     | 198                     | 1345            | 198                    | 1091                     | 182                     | 1091            | 182                    |
| Lyon SO           | 6                        | 5                       | 6               | 5                      | 10                       | 2                       | 10              | 2                      |
| Mesquite PD       | 1                        | 0                       | 1               | 0                      | 3                        | 1                       | 3               | 1                      |
| Mineral SO        | 0                        | 0                       | 0               | 0                      | 0                        | 0                       | 0               | 0                      |
| NLVPD             | 163                      | 14                      | 163             | 14                     | 133                      | 9                       | 133             | 9                      |
| Nye SO            | 2                        | 2                       | 2               | 2                      | 11                       | 5                       | 11              | 5                      |
| Pershing SO       | 0                        | 0                       | 0               | 0                      | 0                        | 0                       | 0               | 0                      |
| Reno PD           | 180                      | 13                      | 180             | 13                     | 115                      | 9                       | 115             | 9                      |
| Sparks PD         | 49                       | 10                      | 49              | 10                     | 26                       | 8                       | 26              | 8                      |
| Storey SO         | 1                        | 0                       | 1               | 0                      | 0                        | 0                       | 0               | 0                      |
| TMCC PD           | 0                        | 0                       | 0               | 0                      | 0                        | 0                       | 0               | 0                      |
| UNLV PD           | 4                        | 0                       | 4               | 0                      | 3                        | 0                       | 3               | 0                      |
| UNR PD            | 2                        | 0                       | 2               | 0                      | 0                        | 0                       | 0               | 0                      |
| Washoe SO         | 16                       | 1                       | 16              | 1                      | 20                       | 2                       | 20              | 2                      |
| Washoe Co Schl PD | 0                        | 0                       | 0               | 0                      | 0                        | 0                       | 0               | 0                      |
| Wendover PD       | 0                        | 0                       | 0               | 0                      | 1                        | 1                       | 1               | 1                      |
| White Pine SO     | 2                        | 1                       | 2               | 1                      | 3                        | 2                       | 3               | 2                      |
| Winnemucca PD     | 1                        | 0                       | 1               | 0                      | 0                        | 0                       | 0               | 0                      |
| Yerington PD      | 0                        | 0                       | 0               | 0                      | 0                        | 0                       | 0               | 0                      |
| <b>TOTALS</b>     | <b>1957</b>              | <b>272</b>              | <b>1957</b>     | <b>272</b>             | <b>1566</b>              | <b>240</b>              | <b>1566</b>     | <b>240</b>             |

## Nevada--Arson--Incidence Level Variation--UCR

### JANUARY 2004

| Agency           | JANUARY<br>2004<br>Offenses | JANUARY<br>2004<br>Cleared | YTD<br>Offense<br>s | 2004<br>YTD<br>Cleared | JANUARY<br>2003<br>Offenses | JANUARY<br>2003<br>Cleared | YTD<br>Offense<br>s | 2003<br>YTD<br>Cleared |
|------------------|-----------------------------|----------------------------|---------------------|------------------------|-----------------------------|----------------------------|---------------------|------------------------|
| Boulder          | 0                           | 0                          | 0                   | 0                      | 0                           | 0                          | 0                   | 0                      |
| Carlin PD        | 0                           | 0                          | 0                   | 0                      | 0                           | 0                          | 0                   | 0                      |
| Carson SO        | 1                           | 0                          | 1                   | 0                      | 1                           | 0                          | 1                   | 0                      |
| Churchill SO     | 2                           | 0                          | 2                   | 0                      | 0                           | 0                          | 0                   | 0                      |
| Clark Co Schl PD | 3                           | 0                          | 3                   | 0                      | 8                           | 1                          | 8                   | 1                      |
| Douglas SO       | 0                           | 0                          | 0                   | 0                      | 0                           | 0                          | 0                   | 0                      |
| Elko PD          | 0                           | 0                          | 0                   | 0                      | 0                           | 0                          | 0                   | 0                      |
| Elko SO          | 0                           | 0                          | 0                   | 0                      | 0                           | 0                          | 0                   | 0                      |
| Esmeralda SO     | 0                           | 0                          | 0                   | 0                      | 0                           | 0                          | 0                   | 0                      |
| Eureka SO        | 0                           | 0                          | 0                   | 0                      | 0                           | 0                          | 0                   | 0                      |
| Fallon PD        | 0                           | 0                          | 0                   | 0                      | 0                           | 0                          | 0                   | 0                      |
| Henderson PD     | 4                           | 1                          | 4                   | 1                      | 6                           | 0                          | 6                   | 0                      |
| Humboldt SO      | 0                           | 0                          | 0                   | 0                      | 0                           | 0                          | 0                   | 0                      |
| Lander SO        | 0                           | 0                          | 0                   | 0                      | 0                           | 0                          | 0                   | 0                      |
| Lincoln SO       | 0                           | 0                          | 0                   | 0                      | 0                           | 0                          | 0                   | 0                      |
| Lovelock PD      | 0                           | 0                          | 0                   | 0                      | 0                           | 0                          | 0                   | 0                      |
| LV Fire Dept     | 6                           | 2                          | 6                   | 2                      | 5                           | 0                          | 5                   | 0                      |
| LV Metro         | 17                          | 0                          | 17                  | 0                      | 10                          | 0                          | 10                  | 0                      |
| Lyon SO          | 1                           | 0                          | 1                   | 0                      | 0                           | 0                          | 0                   | 0                      |
| Mesquite PD      | 0                           | 0                          | 0                   | 0                      | 0                           | 0                          | 0                   | 0                      |
| Mineral SO       | 0                           | 0                          | 0                   | 0                      | 0                           | 0                          | 0                   | 0                      |
| NLVPD            | 5                           | 0                          | 5                   | 0                      | 5                           | 2                          | 5                   | 2                      |
| Nye SO           | 0                           | 0                          | 0                   | 0                      | 0                           | 0                          | 0                   | 0                      |
| Pershing SO      | 0                           | 0                          | 0                   | 0                      | 0                           | 0                          | 0                   | 0                      |
| Reno PD          | 2                           | 0                          | 2                   | 0                      | 3                           | 0                          | 3                   | 0                      |
| Sparks PD        | 0                           | 0                          | 0                   | 0                      | 0                           | 0                          | 0                   | 0                      |
| Storey SO        | 0                           | 0                          | 0                   | 0                      | 0                           | 0                          | 0                   | 0                      |
| TMCC PD          | 0                           | 0                          | 0                   | 0                      | 0                           | 0                          | 0                   | 0                      |
| UNLV PD          | 0                           | 0                          | 0                   | 0                      | 0                           | 0                          | 0                   | 0                      |
| UNR PD           | 0                           | 0                          | 0                   | 0                      | 0                           | 0                          | 0                   | 0                      |
| Washoe SO        | 0                           | 0                          | 0                   | 0                      | 0                           | 0                          | 0                   | 0                      |
| Washoe CO Sci PD | 0                           | 0                          | 0                   | 0                      | 2                           | 1                          | 2                   | 1                      |
| Wendover PD      | 0                           | 0                          | 0                   | 0                      | 0                           | 0                          | 0                   | 0                      |
| White Pine SO    | 1                           | 1                          | 1                   | 1                      | 0                           | 0                          | 0                   | 0                      |
| Winnemucca PD    | 0                           | 0                          | 0                   | 0                      | 0                           | 0                          | 0                   | 0                      |
| Yerington PD     | 0                           | 0                          | 0                   | 0                      | 0                           | 0                          | 0                   | 0                      |
| <b>TOTALS</b>    | <b>42</b>                   | <b>4</b>                   | <b>42</b>           | <b>4</b>               | <b>40</b>                   | <b>4</b>                   | <b>40</b>           | <b>4</b>               |

# Nevada--Hate Crimes--UCR

**January-04**

| AGENCY          | OFFENSE                      | LOCATION              | BIAS              | VICTIM TYPE /<br>NUMBER | OFFENDER RACE /<br>NUMBER |
|-----------------|------------------------------|-----------------------|-------------------|-------------------------|---------------------------|
| Las Vegas Metro | Destruction/Damage/Vandalism | Residence/Home        | Anti-Puerto Rican | Individual-1            | Unknown-00                |
| Las Vegas Metro | Destruction/Damage/Vandalism | Residence/Home        | Anti-Black        | Individual-1            | Unknown-00                |
| Las Vegas Metro | Simple Assault               | Other/Unknown(Casino) | Anti-Black        | Individual-1            | Multi-Racial Group-03     |
| Reno            | Larceny-Theft-Assault        | School/College        | Anti-Black        | Society/Public-3        | White-02                  |

# Stolen/Recovered Property Report

**January 2004**

| Property Type                | Boulder PD | Carlin PD | Carson SO | Churchill SO | Clark Co SchI PD | Douglas SO | Elko PD  | Elko SO  | Esmeralda SO |
|------------------------------|------------|-----------|-----------|--------------|------------------|------------|----------|----------|--------------|
| <b>Currency</b>              |            |           |           |              |                  |            |          |          |              |
| Stolen                       | \$20,443   | \$200     | \$4,706   | \$1,861      | \$0              | \$4,280    | \$3,025  | \$0      | \$0          |
| Recovered                    | \$0        | \$0       | \$0       | \$21         | \$0              | \$30       | \$80     | \$0      | \$0          |
| % Recovered                  | 0.0%       | 0.0%      | 0.0%      | 1.1%         | 0.0%             | 0.7%       | 2.6%     | 0.0%     | 0.0%         |
| <b>Jewelry</b>               |            |           |           |              |                  |            |          |          |              |
| Stolen                       | \$8,665    | \$0       | \$12,800  | \$6,388      | \$0              | \$5,388    | \$230    | \$101    | \$0          |
| Recovered                    | \$0        | \$0       | \$0       | \$0          | \$0              | \$4,700    | \$0      | \$0      | \$0          |
| % Recovered                  | 0.0%       | 0.0%      | 0.0%      | 0.0%         | 0.0%             | 87.2%      | 0.0%     | 0.0%     | 0.0%         |
| <b>Clothing</b>              |            |           |           |              |                  |            |          |          |              |
| Stolen                       | \$60       | \$0       | \$1,599   | \$60         | \$0              | \$3,427    | \$200    | \$40     | \$0          |
| Recovered                    | \$0        | \$0       | \$127     | \$60         | \$0              | \$100      | \$45     | \$40     | \$0          |
| % Recovered                  | 0.0%       | 0.0%      | 7.9%      | 100.0%       | 0.0%             | 2.9%       | 22.5%    | 100.0%   | 0.0%         |
| <b>Motor Vehicle</b>         |            |           |           |              |                  |            |          |          |              |
| Stolen                       | \$800      | \$0       | \$236,355 | \$0          | \$29,315         | \$77,200   | \$6,500  | \$35,000 | \$0          |
| Recovered                    | \$0        | \$0       | \$110,105 | \$0          | \$26,315         | \$53,200   | \$4,546  | \$35,000 | \$0          |
| % Recovered                  | 0.0%       | 0.0%      | 46.6%     | 0.0%         | 89.8%            | 68.9%      | 69.9%    | 100.0%   | 0.0%         |
| <b>Office Equipment</b>      |            |           |           |              |                  |            |          |          |              |
| Stolen                       | \$0        | \$0       | \$500     | \$0          | \$6,000          | \$0        | \$2,710  | \$0      | \$0          |
| Recovered                    | \$0        | \$0       | \$0       | \$0          | \$0              | \$0        | \$0      | \$0      | \$0          |
| % Recovered                  | 0.0%       | 0.0%      | 0.0%      | 0.0%         | 0.0%             | 0.0%       | 0.0%     | 0.0%     | 0.0%         |
| <b>TV, VCR, Camera, Etc.</b> |            |           |           |              |                  |            |          |          |              |
| Stolen                       | \$0        | \$0       | \$16,548  | \$90         | \$4,969          | \$5,284    | \$3,292  | \$0      | \$0          |
| Recovered                    | \$0        | \$0       | \$320     | \$90         | \$1,550          | \$1,111    | \$44     | \$0      | \$0          |
| % Recovered                  | 0.0%       | 0.0%      | 1.9%      | 100.0%       | 31.2%            | 21.0%      | 1.3%     | 0.0%     | 0.0%         |
| <b>Firearm</b>               |            |           |           |              |                  |            |          |          |              |
| Stolen                       | \$250      | \$0       | \$5,314   | \$5,285      | \$0              | \$2,000    | \$0      | \$3,750  | \$0          |
| Recovered                    | \$0        | \$0       | \$0       | \$1,800      | \$0              | \$0        | \$0      | \$0      | \$0          |
| % Recovered                  | 0.0%       | 0.0%      | 0.0%      | 34.1%        | 0.0%             | 0.0%       | 0.0%     | 0.0%     | 0.0%         |
| <b>Household Goods</b>       |            |           |           |              |                  |            |          |          |              |
| Stolen                       | \$309      | \$0       | \$700     | \$9,628      | \$0              | \$0        | \$702    | \$1,300  | \$0          |
| Recovered                    | \$300      | \$0       | \$0       | \$502        | \$0              | \$0        | \$400    | \$0      | \$0          |
| % Recovered                  | 97.1%      | 0.0%      | 0.0%      | 5.2%         | 0.0%             | 0.0%       | 57.0%    | 0.0%     | 0.0%         |
| <b>Consumable Goods</b>      |            |           |           |              |                  |            |          |          |              |
| Stolen                       | \$528      | \$0       | \$133     | \$627        | \$0              | \$420      | \$671    | \$0      | \$0          |
| Recovered                    | \$0        | \$0       | \$60      | \$0          | \$0              | \$350      | \$297    | \$0      | \$0          |
| % Recovered                  | 0.0%       | 0.0%      | 45.1%     | 0.0%         | 0.0%             | 83.3%      | 44.3%    | 0.0%     | 0.0%         |
| <b>Livestock</b>             |            |           |           |              |                  |            |          |          |              |
| Stolen                       | \$0        | \$0       | \$0       | \$0          | \$0              | \$0        | \$0      | \$0      | \$0          |
| Recovered                    | \$0        | \$0       | \$0       | \$0          | \$0              | \$0        | \$0      | \$0      | \$0          |
| % Recovered                  | 0.0%       | 0.0%      | 0.0%      | 0.0%         | 0.0%             | 0.0%       | 0.0%     | 0.0%     | 0.0%         |
| <b>Misc.</b>                 |            |           |           |              |                  |            |          |          |              |
| Stolen                       | \$8,956    | \$0       | \$90,456  | \$6,944      | \$160,480        | \$19,291   | \$4,604  | \$915    | \$125        |
| Recovered                    | \$299      | \$0       | \$254     | \$50         | \$1,950          | \$3,372    | \$725    | \$530    | \$0          |
| % Recovered                  | 3.3%       | 0.0%      | 0.3%      | 0.7%         | 1.2%             | 17.5%      | 15.7%    | 57.9%    | 0.0%         |
| <b>TOTALS</b>                |            |           |           |              |                  |            |          |          |              |
| Stolen                       | \$40,011   | \$200     | \$369,111 | \$30,883     | \$200,764        | \$117,290  | \$21,934 | \$41,106 | \$125        |
| Recovered                    | \$599      | \$0       | \$110,866 | \$2,523      | \$29,815         | \$62,863   | \$6,137  | \$35,570 | \$0          |
| % Recovered                  | 1.5%       | 0.0%      | 30.0%     | 8.2%         | 14.9%            | 53.6%      | 28.0%    | 86.5%    | 0.0%         |

# Stolen/Recovered Property Report

January 2004

| Property Type                | Eureka SO | Fallon PD | Henderson PD | Humboldt SO | Lander SO | Las Vegas Metro | Lincoln SO | Lovelock PD | Lyon SO  |
|------------------------------|-----------|-----------|--------------|-------------|-----------|-----------------|------------|-------------|----------|
| <b>Currency</b>              |           |           |              |             |           |                 |            |             |          |
| Stolen                       | \$50      | \$890     | \$32,755     | \$600       | \$53      | \$2,682,357     | \$1        | \$0         | \$1,637  |
| Recovered                    | \$50      | \$0       | \$0          | \$600       | \$53      | \$13,864        | \$1        | \$0         | \$2      |
| % Recovered                  | 100.0%    | 0.0%      | 0.0%         | 100.0%      | 100.0%    | 0.5%            | 100.0%     | 0.0%        | 0.1%     |
| <b>Jewelry</b>               |           |           |              |             |           |                 |            |             |          |
| Stolen                       | \$0       | \$40      | \$212,446    | \$0         | \$0       | \$2,414,879     | \$2        | \$80        | \$121    |
| Recovered                    | \$0       | \$0       | \$3,320      | \$0         | \$0       | \$81,873        | \$2        | \$0         | \$0      |
| % Recovered                  | 0.0%      | 0.0%      | 1.6%         | 0.0%        | 0.0%      | 3.4%            | 100.0%     | 0.0%        | 0.0%     |
| <b>Clothing</b>              |           |           |              |             |           |                 |            |             |          |
| Stolen                       | \$0       | \$396     | \$24,073     | \$0         | \$0       | \$1,026,001     | \$0        | \$0         | \$1,132  |
| Recovered                    | \$0       | \$0       | \$3,879      | \$0         | \$0       | \$46,016        | \$0        | \$0         | \$0      |
| % Recovered                  | 0.0%      | 0.0%      | 16.1%        | 0.0%        | 0.0%      | 4.5%            | 0.0%       | 0.0%        | 0.0%     |
| <b>Motor Vehicle</b>         |           |           |              |             |           |                 |            |             |          |
| Stolen                       | \$30,000  | \$4,000   | \$1,163,657  | \$900       | \$13,001  | \$4,874,457     | \$0        | \$5,000     | \$23,400 |
| Recovered                    | \$30,000  | \$4,000   | \$948,298    | \$900       | \$1,001   | \$1,993,966     | \$0        | \$5,000     | \$23,400 |
| % Recovered                  | 100.0%    | 100.0%    | 81.5%        | 100.0%      | 7.7%      | 40.9%           | 0.0%       | 100.0%      | 100.0%   |
| <b>Office Equipment</b>      |           |           |              |             |           |                 |            |             |          |
| Stolen                       | \$0       | \$290     | \$99,628     | \$0         | \$0       | \$835,067       | \$0        | \$0         | \$1,150  |
| Recovered                    | \$0       | \$0       | \$1,578      | \$0         | \$0       | \$8,936         | \$0        | \$0         | \$0      |
| % Recovered                  | 0.0%      | 0.0%      | 1.6%         | 0.0%        | 0.0%      | 1.1%            | 0.0%       | 0.0%        | 0.0%     |
| <b>TV, VCR, Camera, Etc.</b> |           |           |              |             |           |                 |            |             |          |
| Stolen                       | \$0       | \$425     | \$90,658     | \$0         | \$710     | \$1,165,166     | \$50       | \$0         | \$2,512  |
| Recovered                    | \$0       | \$0       | \$3,356      | \$0         | \$0       | \$18,441        | \$50       | \$0         | \$0      |
| % Recovered                  | 0.0%      | 0.0%      | 3.7%         | 0.0%        | 0.0%      | 1.6%            | 100.0%     | 0.0%        | 0.0%     |
| <b>Firearm</b>               |           |           |              |             |           |                 |            |             |          |
| Stolen                       | \$330     | \$0       | \$7,880      | \$0         | \$1,000   | \$104,931       | \$1,060    | \$0         | \$350    |
| Recovered                    | \$0       | \$0       | \$0          | \$0         | \$0       | \$9,980         | \$1,060    | \$0         | \$0      |
| % Recovered                  | 0.0%      | 0.0%      | 0.0%         | 0.0%        | 0.0%      | 9.5%            | 100.0%     | 0.0%        | 0.0%     |
| <b>Household Goods</b>       |           |           |              |             |           |                 |            |             |          |
| Stolen                       | \$86      | \$0       | \$23,455     | \$0         | \$121     | \$202,227       | \$15       | \$0         | \$0      |
| Recovered                    | \$86      | \$32      | \$91         | \$0         | \$0       | \$2,716         | \$15       | \$0         | \$0      |
| % Recovered                  | 100.0%    | 0.0%      | 0.4%         | 0.0%        | 0.0%      | 1.3%            | 100.0%     | 0.0%        | 0.0%     |
| <b>Consumable Goods</b>      |           |           |              |             |           |                 |            |             |          |
| Stolen                       | \$0       | \$47      | \$1,305      | \$100       | \$13      | \$77,611        | \$0        | \$47        | \$417    |
| Recovered                    | \$0       | \$31      | \$316        | \$0         | \$0       | \$6,260         | \$0        | \$0         | \$17     |
| % Recovered                  | 0.0%      | 66.0%     | 24.2%        | 0.0%        | 0.0%      | 8.1%            | 0.0%       | 0.0%        | 4.1%     |
| <b>Livestock</b>             |           |           |              |             |           |                 |            |             |          |
| Stolen                       | \$0       | \$0       | \$0          | \$0         | \$0       | \$750           | \$0        | \$0         | \$0      |
| Recovered                    | \$0       | \$0       | \$0          | \$0         | \$0       | \$0             | \$0        | \$0         | \$0      |
| % Recovered                  | 0.0%      | 0.0%      | 0.0%         | 0.0%        | 0.0%      | 0.0%            | 0.0%       | 0.0%        | 0.0%     |
| <b>Misc.</b>                 |           |           |              |             |           |                 |            |             |          |
| Stolen                       | \$0       | \$15,477  | \$228,433    | \$1,250     | \$17,317  | \$3,799,028     | \$343      | \$770       | \$17,701 |
| Recovered                    | \$0       | \$278     | \$54,240     | \$250       | \$6,754   | \$51,639        | \$343      | \$0         | \$0      |
| % Recovered                  | 0.0%      | 1.8%      | 23.7%        | 20.0%       | 39.0%     | 1.4%            | 100.0%     | 0.0%        | 0.0%     |
| <b>TOTALS</b>                |           |           |              |             |           |                 |            |             |          |
| Stolen                       | \$30,465  | \$21,565  | \$1,884,290  | \$2,850     | \$32,215  | \$17,182,474    | \$1,471    | \$5,897     | \$48,420 |
| Recovered                    | \$30,135  | \$4,341   | \$1,015,078  | \$1,750     | \$7,808   | \$2,233,691     | \$1,471    | \$5,000     | \$23,419 |
| % Recovered                  | 98.9%     | 20.1%     | 53.9%        | 61.4%       | 24.2%     | 13.0%           | 100.0%     | 84.8%       | 48.4%    |

# Stolen/Recovered Property Report

January 2004

| Property Type                | Mesquite PD | Mineral SO | NLVPD       | Nye SO   | Pershing SO | Reno PD     | Sparks PD   | Storey SO | TMCC PD | UNLV PD  |
|------------------------------|-------------|------------|-------------|----------|-------------|-------------|-------------|-----------|---------|----------|
| <b>Currency</b>              |             |            |             |          |             |             |             |           |         |          |
| Stolen                       | \$13        | \$0        | \$82,418    | \$3,110  | \$0         | \$55,180    | \$79,562    | \$1,500   | \$0     | \$427    |
| Recovered                    | \$0         | \$0        | \$159       | \$180    | \$0         | \$834       | \$8,079     | \$0       | \$0     | \$0      |
| % Recovered                  | 0.0%        | 0.0%       | 0.2%        | 5.8%     | 0.0%        | 1.5%        | 10.2%       | 0.0%      | 0.0%    | 0.0%     |
| <b>Jewelry</b>               |             |            |             |          |             |             |             |           |         |          |
| Stolen                       | \$0         | \$127      | \$290,090   | \$800    | \$0         | \$222,051   | \$47,754    | \$0       | \$0     | \$0      |
| Recovered                    | \$0         | \$0        | \$130       | \$500    | \$0         | \$6,286     | \$1,957     | \$0       | \$0     | \$0      |
| % Recovered                  | 0.0%        | 0.0%       | 0.0%        | 62.5%    | 0.0%        | 2.8%        | 4.1%        | 0.0%      | 0.0%    | 0.0%     |
| <b>Clothing</b>              |             |            |             |          |             |             |             |           |         |          |
| Stolen                       | \$158       | \$0        | \$13,885    | \$0      | \$0         | \$28,689    | \$5,305     | \$0       | \$0     | \$1,130  |
| Recovered                    | \$38        | \$0        | \$510       | \$0      | \$0         | \$3,049     | \$1,162     | \$0       | \$0     | \$2,000  |
| % Recovered                  | 24.1%       | 0.0%       | 3.7%        | 0.0%     | 0.0%        | 10.6%       | 21.9%       | 0.0%      | 0.0%    | 177.0%   |
| <b>Motor Vehicle</b>         |             |            |             |          |             |             |             |           |         |          |
| Stolen                       | \$0         | \$0        | \$1,108,993 | \$750    | \$0         | \$1,243,040 | \$512,738   | \$15,000  | \$0     | \$27,000 |
| Recovered                    | \$0         | \$0        | \$992,111   | \$750    | \$0         | \$885,265   | \$373,038   | \$0       | \$0     | \$0      |
| % Recovered                  | 0.0%        | 0.0%       | 89.5%       | 100.0%   | 0.0%        | 71.2%       | 72.8%       | 0.0%      | 0.0%    | 0.0%     |
| <b>Office Equipment</b>      |             |            |             |          |             |             |             |           |         |          |
| Stolen                       | \$0         | \$1,050    | \$5,680     | \$3,000  | \$0         | \$58,495    | \$17,048    | \$0       | \$0     | \$0      |
| Recovered                    | \$0         | \$0        | \$0         | \$1,500  | \$0         | \$580       | \$1,000     | \$0       | \$0     | \$0      |
| % Recovered                  | 0.0%        | 0.0%       | 0.0%        | 50.0%    | 0.0%        | 1.0%        | 5.9%        | 0.0%      | 0.0%    | 0.0%     |
| <b>TV, VCR, Camera, Etc.</b> |             |            |             |          |             |             |             |           |         |          |
| Stolen                       | \$20        | \$0        | \$118,740   | \$2,700  | \$0         | \$135,699   | \$76,204    | \$0       | \$2,593 | \$3,870  |
| Recovered                    | \$0         | \$0        | \$3,106     | \$800    | \$0         | \$3,104     | \$4,167     | \$0       | \$0     | \$0      |
| % Recovered                  | 0.0%        | 0.0%       | 2.6%        | 29.6%    | 0.0%        | 2.3%        | 5.5%        | 0.0%      | 0.0%    | 0.0%     |
| <b>Firearm</b>               |             |            |             |          |             |             |             |           |         |          |
| Stolen                       | \$0         | \$0        | \$5,565     | \$800    | \$0         | \$8,986     | \$5,099     | \$800     | \$0     | \$0      |
| Recovered                    | \$0         | \$0        | \$992       | \$250    | \$0         | \$0         | \$0         | \$0       | \$0     | \$0      |
| % Recovered                  | 0.0%        | 0.0%       | 17.8%       | 31.3%    | 0.0%        | 0.0%        | 0.0%        | 0.0%      | 0.0%    | 0.0%     |
| <b>Household Goods</b>       |             |            |             |          |             |             |             |           |         |          |
| Stolen                       | \$0         | \$0        | \$5,535     | \$1,750  | \$40        | \$11,949    | \$78,406    | \$2,000   | \$0     | \$0      |
| Recovered                    | \$0         | \$0        | \$0         | \$1,000  | \$0         | \$339       | \$3,446     | \$2,000   | \$0     | \$0      |
| % Recovered                  | 0.0%        | 0.0%       | 0.0%        | 57.1%    | 0.0%        | 2.8%        | 4.4%        | 100.0%    | 0.0%    | 0.0%     |
| <b>Consumable Goods</b>      |             |            |             |          |             |             |             |           |         |          |
| Stolen                       | \$0         | \$0        | \$5,538     | \$38     | (\$210)     | \$4,792     | \$16,342    | \$0       | \$0     | \$0      |
| Recovered                    | \$0         | \$0        | \$165       | \$0      | \$0         | \$1,171     | \$620       | \$0       | \$0     | \$0      |
| % Recovered                  | 0.0%        | 0.0%       | 3.0%        | 0.0%     | 0.0%        | 24.4%       | 3.8%        | 0.0%      | 0.0%    | 0.0%     |
| <b>Livestock</b>             |             |            |             |          |             |             |             |           |         |          |
| Stolen                       | \$0         | \$0        | \$0         | \$0      | \$0         | \$0         | \$0         | \$0       | \$0     | \$0      |
| Recovered                    | \$0         | \$0        | \$0         | \$0      | \$0         | \$0         | \$0         | \$0       | \$0     | \$0      |
| % Recovered                  | 0.0%        | 0.0%       | 0.0%        | 0.0%     | 0.0%        | 0.0%        | 0.0%        | 0.0%      | 0.0%    | 0.0%     |
| <b>Misc.</b>                 |             |            |             |          |             |             |             |           |         |          |
| Stolen                       | \$370       | \$1,500    | \$278,830   | \$13,892 | \$330       | \$388,050   | \$187,449   | \$15,500  | \$0     | \$3,194  |
| Recovered                    | \$0         | \$0        | \$6,279     | \$5,123  | \$0         | \$26,168    | \$102,874   | \$0       | \$0     | \$300    |
| % Recovered                  | 0.0%        | 0.0%       | 2.3%        | 36.9%    | 0.0%        | 6.7%        | 54.9%       | 0.0%      | 0.0%    | 9.4%     |
| <b>TOTALS</b>                |             |            |             |          |             |             |             |           |         |          |
| Stolen                       | \$561       | \$2,677    | \$1,915,274 | \$26,840 | \$160       | \$2,156,931 | \$1,025,907 | \$34,800  | \$2,593 | \$35,621 |
| Recovered                    | \$38        | \$0        | \$1,003,452 | \$10,103 | \$0         | \$926,796   | \$496,343   | \$2,000   | \$0     | \$2,300  |
| % Recovered                  | 6.8%        | 0.0%       | 52.4%       | 37.6%    | 0.0%        | 43.0%       | 48.4%       | 5.7%      | 0.0%    | 6.5%     |

# Stolen/Recovered Property Report

**January 2004**

| Property Type                | UNR PD    | Washoe SO | Washoe Co Schl PD | Wendover PD | White Pine SO | Winnemucca PD | Yerington PD | Total By Property |
|------------------------------|-----------|-----------|-------------------|-------------|---------------|---------------|--------------|-------------------|
| <b>Currency</b>              |           |           |                   |             |               |               |              |                   |
| Stolen                       | \$23      | \$48,455  | \$643             | \$2,010     | \$92          | \$1,845       | \$1,000      | \$3,029,135       |
| Recovered                    | \$0       | \$0       | \$422             | \$0         | \$0           | \$0           | \$0          | \$24,375          |
| % Recovered                  | 0.0%      | 0.0%      | 65.6%             | 0.0%        | 0.0%          | 0.0%          | 0.0%         | 0.8%              |
| <b>Jewelry</b>               |           |           |                   |             |               |               |              |                   |
| Stolen                       | \$0       | \$63,045  | \$0               | \$1,040     | \$7,360       | \$1,550       | \$0          | \$3,294,957       |
| Recovered                    | \$0       | \$0       | \$0               | \$0         | \$0           | \$0           | \$0          | \$98,768          |
| % Recovered                  | 0.0%      | 0.0%      | 0.0%              | 0.0%        | 0.0%          | 0.0%          | 0.0%         | 3.0%              |
| <b>Clothing</b>              |           |           |                   |             |               |               |              |                   |
| Stolen                       | \$0       | \$1,698   | \$265             | \$370       | \$0           | \$248         | \$0          | \$1,108,736       |
| Recovered                    | \$0       | \$0       | \$0               | \$50        | \$0           | \$249         | \$0          | \$57,325          |
| % Recovered                  | 0.0%      | 0.0%      | 0.0%              | 13.5%       | 0.0%          | 100.4%        | 0.0%         | 5.2%              |
| <b>Motor Vehicle</b>         |           |           |                   |             |               |               |              |                   |
| Stolen                       | \$6,300   | \$225,550 | \$0               | \$0         | \$6,500       | \$5,000       | \$0          | \$9,650,456       |
| Recovered                    | \$6,300   | \$177,000 | \$0               | \$0         | \$6,500       | \$5,000       | \$0          | \$5,681,695       |
| % Recovered                  | 100.0%    | 78.5%     | 0.0%              | 0.0%        | 100.0%        | 100.0%        | 0.0%         | 58.9%             |
| <b>Office Equipment</b>      |           |           |                   |             |               |               |              |                   |
| Stolen                       | \$6,120   | \$1,480   | \$1,645           | \$0         | \$0           | \$0           | \$0          | \$1,039,863       |
| Recovered                    | \$0       | \$0       | \$0               | \$0         | \$0           | \$0           | \$0          | \$13,594          |
| % Recovered                  | 0.0%      | 0.0%      | 0.0%              | 0.0%        | 0.0%          | 0.0%          | 0.0%         | 1.3%              |
| <b>TV, VCR, Camera, Etc.</b> |           |           |                   |             |               |               |              |                   |
| Stolen                       | \$1,300   | \$6,805   | \$3,365           | \$450       | \$774         | \$100         | \$507        | \$1,642,831       |
| Recovered                    | \$0       | \$45      | \$3,000           | \$70        | \$0           | \$0           | \$257        | \$39,511          |
| % Recovered                  | 0.0%      | 0.7%      | 89.2%             | 15.6%       | 0.0%          | 0.0%          | 50.7%        | 2.4%              |
| <b>Firearm</b>               |           |           |                   |             |               |               |              |                   |
| Stolen                       | \$0       | \$1,854   | \$0               | \$0         | \$300         | \$200         | \$3,000      | \$158,754         |
| Recovered                    | \$0       | \$0       | \$0               | \$0         | \$0           | \$200         | \$3,000      | \$17,282          |
| % Recovered                  | 0.0%      | 0.0%      | 0.0%              | 0.0%        | 0.0%          | 100.0%        | 100.0%       | 10.9%             |
| <b>Household Goods</b>       |           |           |                   |             |               |               |              |                   |
| Stolen                       | \$0       | \$0       | \$0               | \$220       | \$0           | \$0           | \$1,785      | \$340,228         |
| Recovered                    | \$0       | \$0       | \$0               | \$70        | \$0           | \$0           | \$0          | \$10,997          |
| % Recovered                  | 0.0%      | 0.0%      | 0.0%              | 31.8%       | 0.0%          | 0.0%          | 0.0%         | 3.2%              |
| <b>Consumable Goods</b>      |           |           |                   |             |               |               |              |                   |
| Stolen                       | \$0       | \$1,781   | \$0               | \$102       | \$17          | \$0           | \$0          | \$110,319         |
| Recovered                    | \$0       | \$0       | \$0               | \$68        | \$1           | \$0           | \$0          | \$9,356           |
| % Recovered                  | 0.0%      | 0.0%      | 0.0%              | 66.7%       | 6.4%          | 0.0%          | 0.0%         | 8.5%              |
| <b>Livestock</b>             |           |           |                   |             |               |               |              |                   |
| Stolen                       | \$0       | \$0       | \$0               | \$0         | \$0           | \$0           | \$0          | \$750             |
| Recovered                    | \$0       | \$0       | \$0               | \$0         | \$0           | \$0           | \$0          | \$0               |
| % Recovered                  | 0.0%      | 0.0%      | 0.0%              | 0.0%        | 0.0%          | 0.0%          | 0.0%         | 0.0%              |
| <b>Misc.</b>                 |           |           |                   |             |               |               |              |                   |
| Stolen                       | \$203,853 | \$63,266  | \$1,428           | \$2,148     | \$75          | \$2,430       | \$0          | \$5,534,404       |
| Recovered                    | \$199,704 | \$1,476   | \$283             | \$42        | \$0           | \$100         | \$0          | \$463,033         |
| % Recovered                  | 98.0%     | 2.3%      | 19.8%             | 0.0%        | 0.0%          | 4.1%          | 0.0%         | 8.4%              |
| <b>TOTALS</b>                |           |           |                   |             |               |               |              |                   |
| Stolen                       | \$217,595 | \$413,934 | \$7,346           | \$6,340     | \$15,118      | \$11,373      | \$6,292      | \$25,910,433      |
| Recovered                    | \$206,004 | \$178,521 | \$3,705           | \$300       | \$6,501       | \$5,549       | \$3,257      | \$6,415,935       |
| % Recovered                  | 94.7%     | 43.1%     | 50.4%             | 4.7%        | 43.0%         | 48.8%         | 51.8%        | 24.8%             |

**Nevada--Assaults on Officers by Agency--UCR**

**January 2004**

| Agency                | January<br>2004<br>Offenses | January<br>2004<br>Cleared | 2004<br>YTD<br>Offenses | 2004<br>YTD<br>Cleared | January<br>2003<br>Offenses | January<br>2003<br>Cleared | 2003<br>YTD<br>Offenses | 2003<br>YTD<br>Cleared |
|-----------------------|-----------------------------|----------------------------|-------------------------|------------------------|-----------------------------|----------------------------|-------------------------|------------------------|
| Boulder               | 0                           | 0                          | 0                       | 0                      | 0                           | 0                          | 0                       | 0                      |
| Carlin PD             | 0                           | 0                          | 0                       | 0                      | 0                           | 0                          | 0                       | 0                      |
| Carson SO             | 1                           | 1                          | 1                       | 1                      | 0                           | 0                          | 0                       | 0                      |
| Churchill SO          | 0                           | 0                          | 0                       | 0                      | 0                           | 0                          | 0                       | 0                      |
| CirkSchIDst PD        | 0                           | 0                          | 0                       | 0                      | 0                           | 0                          | 0                       | 0                      |
| Douglas SO            | 3                           | 3                          | 3                       | 3                      | 2                           | 2                          | 2                       | 2                      |
| Elko PD               | 1                           | 1                          | 1                       | 1                      | 0                           | 0                          | 0                       | 0                      |
| Elko SO               | 0                           | 0                          | 0                       | 0                      | 0                           | 0                          | 0                       | 0                      |
| Esmeralda SO          | 0                           | 0                          | 0                       | 0                      | 0                           | 0                          | 0                       | 0                      |
| Eureka SO             | 0                           | 0                          | 0                       | 0                      | 0                           | 0                          | 0                       | 0                      |
| Fallon PD             | 0                           | 0                          | 0                       | 0                      | 0                           | 0                          | 0                       | 0                      |
| Henderson PD          | 1                           | 0                          | 1                       | 0                      | 3                           | 3                          | 3                       | 3                      |
| Highway Patrol        | 1                           | 1                          | 1                       | 1                      | 1                           | 1                          | 1                       | 1                      |
| Humboldt SO           | 0                           | 0                          | 0                       | 0                      | 0                           | 0                          | 0                       | 0                      |
| Lander SO             | 0                           | 0                          | 0                       | 0                      | 0                           | 0                          | 0                       | 0                      |
| Lincoln SO            | 0                           | 0                          | 0                       | 0                      | 0                           | 0                          | 0                       | 0                      |
| Lovelock PD           | 0                           | 0                          | 0                       | 0                      | 0                           | 0                          | 0                       | 0                      |
| LV Fire Dept          | 0                           | 0                          | 0                       | 0                      | 0                           | 0                          | 0                       | 0                      |
| LV Metro              | 25                          | 20                         | 25                      | 20                     | 30                          | 30                         | 30                      | 30                     |
| Lyon SO               | 1                           | 1                          | 1                       | 1                      | 0                           | 0                          | 0                       | 0                      |
| Mesquite PD           | 0                           | 0                          | 0                       | 0                      | 0                           | 0                          | 0                       | 0                      |
| Mineral SO            | 0                           | 0                          | 0                       | 0                      | 0                           | 0                          | 0                       | 0                      |
| NV Div Investigations | 0                           | 0                          | 0                       | 0                      | 0                           | 0                          | 0                       | 0                      |
| NLVPD                 | 5                           | 5                          | 5                       | 5                      | 7                           | 7                          | 7                       | 7                      |
| Nye SO                | 0                           | 0                          | 0                       | 0                      | 4                           | 4                          | 4                       | 4                      |
| Pershing SO           | 0                           | 0                          | 0                       | 0                      | 0                           | 0                          | 0                       | 0                      |
| Reno PD               | 0                           | 0                          | 0                       | 0                      | 0                           | 0                          | 0                       | 0                      |
| Sparks PD             | 0                           | 0                          | 0                       | 0                      | 0                           | 0                          | 0                       | 0                      |
| Storey SO             | 0                           | 0                          | 0                       | 0                      | 0                           | 0                          | 0                       | 0                      |
| TMCC PD               | 0                           | 0                          | 0                       | 0                      | 0                           | 0                          | 0                       | 0                      |
| UNLV PD               | 0                           | 0                          | 0                       | 0                      | 2                           | 2                          | 2                       | 2                      |
| UNR PD                | 0                           | 0                          | 0                       | 0                      | 0                           | 0                          | 0                       | 0                      |
| Washoe SO             | 0                           | 0                          | 0                       | 0                      | 0                           | 0                          | 0                       | 0                      |
| Washoe Co Schl PD     | 0                           | 0                          | 0                       | 0                      | 0                           | 0                          | 0                       | 0                      |
| Wendover PD           | 0                           | 0                          | 0                       | 0                      | 0                           | 0                          | 0                       | 0                      |
| White Pine SO         | 1                           | 1                          | 1                       | 1                      | 0                           | 0                          | 0                       | 0                      |
| Winnemucca PD         | 2                           | 2                          | 2                       | 2                      | 0                           | 0                          | 0                       | 0                      |
| Yerington PD          | 0                           | 0                          | 0                       | 0                      | 0                           | 0                          | 0                       | 0                      |
| <b>TOTALS</b>         | <b>41</b>                   | <b>35</b>                  | <b>41</b>               | <b>35</b>              | <b>49</b>                   | <b>49</b>                  | <b>49</b>               | <b>49</b>              |

**Nevada -- Assaults by Agency/Weapon/Assignment -- UCR**

**January 2004**

Table 16

| Agency                   | Total Assaults | Number Cleared | Firearm  | Knife / Cutting Device | Other Danger. Weapon | Hands, Fists, Feet, Etc. | 2-Officer Vehicle | 1-Officer Vehicle- Alone | 1-Officer Vehicle- Assisted | Det./Spec. Assign. - Alone | Det./Spec. Assign. - Assisted | Other- Alone | Other- Assisted |
|--------------------------|----------------|----------------|----------|------------------------|----------------------|--------------------------|-------------------|--------------------------|-----------------------------|----------------------------|-------------------------------|--------------|-----------------|
| Boulder City PD          | 0              | 0              | 0        | 0                      | 0                    | 0                        | 0                 | 0                        | 0                           | 0                          | 0                             | 0            | 0               |
| Carlin PD                | 0              | 0              | 0        | 0                      | 0                    | 0                        | 0                 | 0                        | 0                           | 0                          | 0                             | 0            | 0               |
| Carson City SO           | 1              | 1              | 0        | 0                      | 0                    | 1                        | 0                 | 0                        | 1                           | 0                          | 0                             | 0            | 0               |
| Churchill Co SO          | 0              | 0              | 0        | 0                      | 0                    | 0                        | 0                 | 0                        | 0                           | 0                          | 0                             | 0            | 0               |
| Clark School Dist PD     | 0              | 0              | 0        | 0                      | 0                    | 0                        | 0                 | 0                        | 0                           | 0                          | 0                             | 0            | 0               |
| Douglas Co SO            | 3              | 3              | 0        | 0                      | 0                    | 3                        | 1                 | 0                        | 1                           | 0                          | 0                             | 0            | 1               |
| Elko PD                  | 1              | 1              | 0        | 0                      | 0                    | 1                        | 0                 | 0                        | 1                           | 0                          | 0                             | 0            | 0               |
| Elko Co SO               | 0              | 0              | 0        | 0                      | 0                    | 0                        | 0                 | 0                        | 0                           | 0                          | 0                             | 0            | 0               |
| Esmeralda Co SO          | 0              | 0              | 0        | 0                      | 0                    | 0                        | 0                 | 0                        | 0                           | 0                          | 0                             | 0            | 0               |
| Eureka Co SO             | 0              | 0              | 0        | 0                      | 0                    | 0                        | 0                 | 0                        | 0                           | 0                          | 0                             | 0            | 0               |
| Fallon PD                | 0              | 0              | 0        | 0                      | 0                    | 0                        | 0                 | 0                        | 0                           | 0                          | 0                             | 0            | 0               |
| Henderson PD             | 1              | 0              | 0        | 0                      | 1                    | 0                        | 0                 | 1                        | 0                           | 0                          | 0                             | 0            | 0               |
| NV Highway Patrol        | 1              | 1              | 0        | 0                      | 0                    | 1                        | 0                 | 1                        | 0                           | 0                          | 0                             | 0            | 0               |
| Humboldt Co SO           | 0              | 0              | 0        | 0                      | 0                    | 0                        | 0                 | 0                        | 0                           | 0                          | 0                             | 0            | 0               |
| Lander Co SO             | 0              | 0              | 0        | 0                      | 0                    | 0                        | 0                 | 0                        | 0                           | 0                          | 0                             | 0            | 0               |
| Lincoln Co SO            | 0              | 0              | 0        | 0                      | 0                    | 0                        | 0                 | 0                        | 0                           | 0                          | 0                             | 0            | 0               |
| Lovelock PD              | 0              | 0              | 0        | 0                      | 0                    | 0                        | 0                 | 0                        | 0                           | 0                          | 0                             | 0            | 0               |
| Las Vegas Fire Dept      | 0              | 0              | 0        | 0                      | 0                    | 0                        | 0                 | 0                        | 0                           | 0                          | 0                             | 0            | 0               |
| Las Vegas Metro PD       | 25             | 20             | 6        | 2                      | 2                    | 15                       | 20                | 2                        | 3                           | 0                          | 0                             | 0            | 0               |
| Lyon Co SO               | 1              | 1              | 0        | 0                      | 0                    | 1                        | 0                 | 0                        | 1                           | 0                          | 0                             | 0            | 0               |
| Mesquite PD              | 0              | 0              | 0        | 0                      | 0                    | 0                        | 0                 | 0                        | 0                           | 0                          | 0                             | 0            | 0               |
| Mineral Co SO            | 0              | 0              | 0        | 0                      | 0                    | 0                        | 0                 | 0                        | 0                           | 0                          | 0                             | 0            | 0               |
| NV Div of Investigations | 0              | 0              | 0        | 0                      | 0                    | 0                        | 0                 | 0                        | 0                           | 0                          | 0                             | 0            | 0               |
| North Las Vegas PD       | 5              | 5              | 0        | 0                      | 0                    | 5                        | 2                 | 1                        | 1                           | 0                          | 0                             | 0            | 1               |
| Nye Co SO                | 0              | 0              | 0        | 0                      | 0                    | 0                        | 0                 | 0                        | 0                           | 0                          | 0                             | 0            | 0               |
| Pershing Co SO           | 0              | 0              | 0        | 0                      | 0                    | 0                        | 0                 | 0                        | 0                           | 0                          | 0                             | 0            | 0               |
| Reno PD                  | 0              | 0              | 0        | 0                      | 0                    | 0                        | 0                 | 0                        | 0                           | 0                          | 0                             | 0            | 0               |
| Sparks PD                | 0              | 0              | 0        | 0                      | 0                    | 0                        | 0                 | 0                        | 0                           | 0                          | 0                             | 0            | 0               |
| Storey Co SO             | 0              | 0              | 0        | 0                      | 0                    | 0                        | 0                 | 0                        | 0                           | 0                          | 0                             | 0            | 0               |
| TMCC PD                  | 0              | 0              | 0        | 0                      | 0                    | 0                        | 0                 | 0                        | 0                           | 0                          | 0                             | 0            | 0               |
| UNLV PD                  | 0              | 0              | 0        | 0                      | 0                    | 0                        | 0                 | 0                        | 0                           | 0                          | 0                             | 0            | 0               |
| UNR PD                   | 0              | 0              | 0        | 0                      | 0                    | 0                        | 0                 | 0                        | 0                           | 0                          | 0                             | 0            | 0               |
| Washoe Co SO             | 0              | 0              | 0        | 0                      | 0                    | 0                        | 0                 | 0                        | 0                           | 0                          | 0                             | 0            | 0               |
| Washoe Co School PD      | 0              | 0              | 0        | 0                      | 0                    | 0                        | 0                 | 0                        | 0                           | 0                          | 0                             | 0            | 0               |
| West Wendover PD         | 0              | 0              | 0        | 0                      | 0                    | 0                        | 0                 | 0                        | 0                           | 0                          | 0                             | 0            | 0               |
| White Pine Co SO         | 1              | 1              | 0        | 0                      | 0                    | 1                        | 0                 | 0                        | 1                           | 0                          | 0                             | 0            | 0               |
| Winnemucca PD            | 2              | 2              | 0        | 0                      | 0                    | 2                        | 0                 | 0                        | 2                           | 0                          | 0                             | 0            | 0               |
| Yerington PD             | 0              | 0              | 0        | 0                      | 0                    | 0                        | 0                 | 0                        | 0                           | 0                          | 0                             | 0            | 0               |
| <b>TOTALS</b>            | <b>41</b>      | <b>35</b>      | <b>6</b> | <b>2</b>               | <b>3</b>             | <b>30</b>                | <b>23</b>         | <b>5</b>                 | <b>11</b>                   | <b>0</b>                   | <b>0</b>                      | <b>0</b>     | <b>2</b>        |

28

# Nevada -- Officer Assaults by Activity/Weapon/Assignment -- UCR

## January 2004

Table 17

| ACTIVITY TYPE                   | Total Assaults | Number Cleared | Firearm  | Knife / Cutting Device | Other Danger. Weapon | Hands, Fists, Feet, Etc. | 2-Officer Vehicle | 1-Officer Vehicle-Alone | 1-Officer Vehicle-Assisted | Det./Spec. Assign.-Alone | Det./Spec. Assign.-Assisted | Other-Alone | Other-Assisted |
|---------------------------------|----------------|----------------|----------|------------------------|----------------------|--------------------------|-------------------|-------------------------|----------------------------|--------------------------|-----------------------------|-------------|----------------|
| DOMESTIC / OTHER DISTURBANCE    | 16             | 15             | 1        | 0                      | 1                    | 14                       | 9                 | 1                       | 5                          | 0                        | 0                           | 0           | 1              |
| BURGLARY IN PROGRESS            | 0              | 0              | 0        | 0                      | 0                    | 0                        | 0                 | 0                       | 0                          | 0                        | 0                           | 0           | 0              |
| ROBBERY IN PROGRESS             | 4              | 4              | 3        | 0                      | 1                    | 0                        | 2                 | 0                       | 2                          | 0                        | 0                           | 0           | 0              |
| ATTEMPTING OTHER ARREST         | 0              | 0              | 0        | 0                      | 0                    | 0                        | 0                 | 0                       | 0                          | 0                        | 0                           | 0           | 0              |
| CIVIL DISORDER                  | 0              | 0              | 0        | 0                      | 0                    | 0                        | 0                 | 0                       | 0                          | 0                        | 0                           | 0           | 0              |
| HANDLING PRISONER               | 4              | 4              | 0        | 0                      | 0                    | 4                        | 0                 | 0                       | 3                          | 0                        | 0                           | 0           | 1              |
| INVEST. SUSP. PERSONS / CIRCUM. | 1              | 1              | 0        | 1                      | 0                    | 0                        | 0                 | 1                       | 0                          | 0                        | 0                           | 0           | 0              |
| AMBUSH-NO WARNING               | 0              | 0              | 0        | 0                      | 0                    | 0                        | 0                 | 0                       | 0                          | 0                        | 0                           | 0           | 0              |
| MENTALLY DERANGED               | 0              | 0              | 0        | 0                      | 0                    | 0                        | 0                 | 0                       | 0                          | 0                        | 0                           | 0           | 0              |
| TRAFFIC PURSUITS / STOPS        | 3              | 3              | 0        | 0                      | 0                    | 3                        | 0                 | 2                       | 1                          | 0                        | 0                           | 0           | 0              |
| ALL OTHER                       | 13             | 8              | 2        | 1                      | 1                    | 9                        | 12                | 1                       | 0                          | 0                        | 0                           | 0           | 0              |
| <b>TOTALS</b>                   | <b>41</b>      | <b>35</b>      | <b>6</b> | <b>2</b>               | <b>3</b>             | <b>30</b>                | <b>23</b>         | <b>5</b>                | <b>11</b>                  | <b>0</b>                 | <b>0</b>                    | <b>0</b>    | <b>29</b>      |

29

## Nevada--Assaults with Injury/without Injury--UCR

### January 2004

| Agency                 | Total Assaults by weapon |                         | Firearm              |                         | Cutting Instruments  |                         | Other Dangerous weapons |                         | Hands, Fists, Feet, Etc. |                         |           |
|------------------------|--------------------------|-------------------------|----------------------|-------------------------|----------------------|-------------------------|-------------------------|-------------------------|--------------------------|-------------------------|-----------|
|                        | With personal injury     | Without personal injury | With personal injury | Without personal injury | With personal injury | Without personal injury | With personal injury    | Without personal injury | With personal injury     | Without personal injury |           |
| Boulder City PD        | 0                        | 0                       | 0                    | 0                       | 0                    | 0                       | 0                       | 0                       | 0                        | 0                       |           |
| Carlin PD              | 0                        | 0                       | 0                    | 0                       | 0                    | 0                       | 0                       | 0                       | 0                        | 0                       |           |
| Carson City SO         | 1                        | 1                       | 0                    | 0                       | 0                    | 0                       | 0                       | 0                       | 1                        | 0                       |           |
| Churchill Co SO        | 0                        | 0                       | 0                    | 0                       | 0                    | 0                       | 0                       | 0                       | 0                        | 0                       |           |
| Clark Co Schl Dist PD  | 0                        | 0                       | 0                    | 0                       | 0                    | 0                       | 0                       | 0                       | 0                        | 0                       |           |
| Douglas Co SO          | 3                        | 0                       | 3                    | 0                       | 0                    | 0                       | 0                       | 0                       | 0                        | 3                       |           |
| Elko Co SO             | 0                        | 0                       | 0                    | 0                       | 0                    | 0                       | 0                       | 0                       | 0                        | 0                       |           |
| Elko PD                | 1                        | 0                       | 1                    | 0                       | 0                    | 0                       | 0                       | 0                       | 0                        | 1                       |           |
| Esmeralda Co SO        | 0                        | 0                       | 0                    | 0                       | 0                    | 0                       | 0                       | 0                       | 0                        | 0                       |           |
| Eureka Co SO           | 0                        | 0                       | 0                    | 0                       | 0                    | 0                       | 0                       | 0                       | 0                        | 0                       |           |
| Fallon PD              | 0                        | 0                       | 0                    | 0                       | 0                    | 0                       | 0                       | 0                       | 0                        | 0                       |           |
| Henderson PD           | 1                        | 0                       | 1                    | 0                       | 0                    | 0                       | 0                       | 1                       | 0                        | 0                       |           |
| NV Highway Patrol      | 1                        | 0                       | 1                    | 0                       | 0                    | 0                       | 0                       | 0                       | 0                        | 1                       |           |
| Humboldt Co SO         | 0                        | 0                       | 0                    | 0                       | 0                    | 0                       | 0                       | 0                       | 0                        | 0                       |           |
| Lander Co SO           | 0                        | 0                       | 0                    | 0                       | 0                    | 0                       | 0                       | 0                       | 0                        | 0                       |           |
| Las Vegas Metro PD     | 25                       | 3                       | 22                   | 1                       | 5                    | 0                       | 2                       | 1                       | 1                        | 14                      |           |
| Lincoln Co SO          | 0                        | 0                       | 0                    | 0                       | 0                    | 0                       | 0                       | 0                       | 0                        | 0                       |           |
| Lovelock PD            | 0                        | 0                       | 0                    | 0                       | 0                    | 0                       | 0                       | 0                       | 0                        | 0                       |           |
| Lyon Co SO             | 1                        | 0                       | 1                    | 0                       | 0                    | 0                       | 0                       | 0                       | 0                        | 1                       |           |
| Mesquite PD            | 0                        | 0                       | 0                    | 0                       | 0                    | 0                       | 0                       | 0                       | 0                        | 0                       |           |
| Mineral Co SO          | 0                        | 0                       | 0                    | 0                       | 0                    | 0                       | 0                       | 0                       | 0                        | 0                       |           |
| NV Div Investigations  | 0                        | 0                       | 0                    | 0                       | 0                    | 0                       | 0                       | 0                       | 0                        | 0                       |           |
| North Las Vegas PD     | 5                        | 0                       | 5                    | 0                       | 0                    | 0                       | 0                       | 0                       | 0                        | 5                       |           |
| Nye Co SO              | 0                        | 0                       | 0                    | 0                       | 0                    | 0                       | 0                       | 0                       | 0                        | 0                       |           |
| Pershing Co SO         | 0                        | 0                       | 0                    | 0                       | 0                    | 0                       | 0                       | 0                       | 0                        | 0                       |           |
| Reno PD                | 0                        | 0                       | 0                    | 0                       | 0                    | 0                       | 0                       | 0                       | 0                        | 0                       |           |
| Sparks PD              | 0                        | 0                       | 0                    | 0                       | 0                    | 0                       | 0                       | 0                       | 0                        | 0                       |           |
| Storey Co SO           | 0                        | 0                       | 0                    | 0                       | 0                    | 0                       | 0                       | 0                       | 0                        | 0                       |           |
| TMCC PD                | 0                        | 0                       | 0                    | 0                       | 0                    | 0                       | 0                       | 0                       | 0                        | 0                       |           |
| UNLV PD                | 0                        | 0                       | 0                    | 0                       | 0                    | 0                       | 0                       | 0                       | 0                        | 0                       |           |
| UNR PD                 | 0                        | 0                       | 0                    | 0                       | 0                    | 0                       | 0                       | 0                       | 0                        | 0                       |           |
| Washoe Co SO           | 0                        | 0                       | 0                    | 0                       | 0                    | 0                       | 0                       | 0                       | 0                        | 0                       |           |
| Washoe Co School Dist. | 0                        | 0                       | 0                    | 0                       | 0                    | 0                       | 0                       | 0                       | 0                        | 0                       |           |
| West Wendover PD       | 0                        | 0                       | 0                    | 0                       | 0                    | 0                       | 0                       | 0                       | 0                        | 0                       |           |
| White Pine Co SO       | 1                        | 0                       | 1                    | 0                       | 0                    | 0                       | 0                       | 0                       | 0                        | 1                       |           |
| Winnemucca PD          | 2                        | 1                       | 1                    | 0                       | 0                    | 0                       | 0                       | 0                       | 1                        | 1                       |           |
| Yerington PD           | 0                        | 0                       | 0                    | 0                       | 0                    | 0                       | 0                       | 0                       | 0                        | 0                       |           |
| <b>Totals</b>          | <b>41</b>                | <b>5</b>                | <b>36</b>            | <b>1</b>                | <b>5</b>             | <b>0</b>                | <b>2</b>                | <b>1</b>                | <b>2</b>                 | <b>3</b>                | <b>27</b> |

## Nevada--Time of Assaults on Officers--UCR

### January 2004

| Agency                | 2:00 AM  | 4:00 AM  | 6:00 AM  | 8:00 AM  | 10:00 AM | 12:00 AM | 12:01-2:00 PM | 2:00-4:00 PM | 4:00-6:00 PM | 6:00-8:00 PM | 10:00 PM | 10:00-12:00 PM |
|-----------------------|----------|----------|----------|----------|----------|----------|---------------|--------------|--------------|--------------|----------|----------------|
| Boulder City PD       | 0        | 0        | 0        | 0        | 0        | 0        | 0             | 0            | 0            | 0            | 0        | 0              |
| Carlin PD             | 0        | 0        | 0        | 0        | 0        | 0        | 0             | 0            | 0            | 0            | 0        | 0              |
| Carson City SO        | 0        | 0        | 0        | 0        | 0        | 0        | 0             | 0            | 0            | 0            | 1        | 0              |
| Churchill Co SO       | 0        | 0        | 0        | 0        | 0        | 0        | 0             | 0            | 0            | 0            | 0        | 0              |
| Clark Co Schl Dist PD | 0        | 0        | 0        | 0        | 0        | 0        | 0             | 0            | 0            | 0            | 0        | 0              |
| Douglas Co SO         | 2        | 0        | 0        | 0        | 0        | 0        | 0             | 0            | 0            | 0            | 0        | 1              |
| Elko Co SO            | 0        | 0        | 0        | 0        | 0        | 0        | 0             | 0            | 0            | 0            | 0        | 0              |
| Elko PD               | 0        | 1        | 0        | 0        | 0        | 0        | 0             | 0            | 0            | 0            | 0        | 0              |
| Esmeralda Co SO       | 0        | 0        | 0        | 0        | 0        | 0        | 0             | 0            | 0            | 0            | 0        | 0              |
| Eureka Co SO          | 0        | 0        | 0        | 0        | 0        | 0        | 0             | 0            | 0            | 0            | 0        | 0              |
| Fallon PD             | 0        | 0        | 0        | 0        | 0        | 0        | 0             | 0            | 0            | 0            | 0        | 0              |
| Henderson PD          | 0        | 0        | 0        | 0        | 0        | 0        | 0             | 0            | 0            | 0            | 0        | 1              |
| Highway Patrol        | 0        | 0        | 0        | 0        | 0        | 0        | 0             | 0            | 1            | 0            | 0        | 0              |
| Humbolt Co SO         | 0        | 0        | 0        | 0        | 0        | 0        | 0             | 0            | 0            | 0            | 0        | 0              |
| Lander Co SO          | 0        | 0        | 0        | 0        | 0        | 0        | 0             | 0            | 0            | 0            | 0        | 0              |
| Las Vegas Metro PD    | 4        | 4        | 1        | 1        | 1        | 0        | 0             | 2            | 1            | 2            | 5        | 4              |
| Lincoln Co SO         | 0        | 0        | 0        | 0        | 0        | 0        | 0             | 0            | 0            | 0            | 0        | 0              |
| Lovelock PD           | 0        | 0        | 0        | 0        | 0        | 0        | 0             | 0            | 0            | 0            | 0        | 0              |
| Lyon Co SO            | 0        | 0        | 0        | 0        | 0        | 0        | 1             | 0            | 0            | 0            | 0        | 0              |
| Mesquite PD           | 0        | 0        | 0        | 0        | 0        | 0        | 0             | 0            | 0            | 0            | 0        | 0              |
| Mineral Co SO         | 0        | 0        | 0        | 0        | 0        | 0        | 0             | 0            | 0            | 0            | 0        | 0              |
| NV Div Investigations | 0        | 0        | 0        | 0        | 0        | 0        | 0             | 0            | 0            | 0            | 0        | 0              |
| North LV PD           | 1        | 0        | 1        | 0        | 0        | 0        | 0             | 0            | 0            | 1            | 2        | 0              |
| Nye Co SO             | 0        | 0        | 0        | 0        | 0        | 0        | 0             | 0            | 0            | 0            | 0        | 0              |
| Pershing Co SO        | 0        | 0        | 0        | 0        | 0        | 0        | 0             | 0            | 0            | 0            | 0        | 0              |
| Reno PD               | 0        | 0        | 0        | 0        | 0        | 0        | 0             | 0            | 0            | 0            | 0        | 0              |
| Sparks PD             | 0        | 0        | 0        | 0        | 0        | 0        | 0             | 0            | 0            | 0            | 0        | 0              |
| Storey Co SO          | 0        | 0        | 0        | 0        | 0        | 0        | 0             | 0            | 0            | 0            | 0        | 0              |
| TMCC PD               | 0        | 0        | 0        | 0        | 0        | 0        | 0             | 0            | 0            | 0            | 0        | 0              |
| UNLV PD               | 0        | 0        | 0        | 0        | 0        | 0        | 0             | 0            | 0            | 0            | 0        | 0              |
| UNR PD                | 0        | 0        | 0        | 0        | 0        | 0        | 0             | 0            | 0            | 0            | 0        | 0              |
| Washoe Co SO          | 0        | 0        | 0        | 0        | 0        | 0        | 0             | 0            | 0            | 0            | 0        | 0              |
| Washoe Co Schl PD     | 0        | 0        | 0        | 0        | 0        | 0        | 0             | 0            | 0            | 0            | 0        | 0              |
| West Wendover PD      | 0        | 0        | 0        | 0        | 0        | 0        | 0             | 0            | 0            | 0            | 0        | 0              |
| White Pine Co SO      | 0        | 1        | 0        | 0        | 0        | 0        | 0             | 0            | 0            | 0            | 0        | 0              |
| Winnemucca PD         | 0        | 0        | 0        | 0        | 1        | 0        | 0             | 0            | 0            | 0            | 1        | 0              |
| Yerington PD          | 0        | 0        | 0        | 0        | 0        | 0        | 0             | 0            | 0            | 0            | 0        | 0              |
| <b>Totals</b>         | <b>7</b> | <b>6</b> | <b>2</b> | <b>1</b> | <b>2</b> | <b>0</b> | <b>1</b>      | <b>2</b>     | <b>2</b>     | <b>3</b>     | <b>9</b> | <b>6</b>       |



Nevada UCR  
\*Footnotes / Exceptions

---

**January 2004**

---

Table 1

--Nevada figures are annualized projections.

--"Assault" does not include simple assaults to allow direct comparison between the Nevada rate and the National rate for this Index offense. See Table 8 for a count of all assaults.

Table 2

--The LV Fire Department reports "Arson" offenses for the City of Las Vegas. The population figure for this agency represents jurisdiction and is not added to the county total. Similarly, the School District Police Departments in Clark and Washoe Counties are not added to county population estimates as they represent persons served (student enrollment plus staff.)

--Assault data in this table includes ALL assaults (aggravated and simple) reported for the current month.

--County crime rates are calculated following subtraction of populations of jurisdictions failing to report.

Table 3

-- In the "Nevada vs National Index Crime and Clearance Rates" sections, the "Assaults" numbers do not include simple assaults following FBI guidelines. Therefore, they may be compared directly to National rates.

-- National crime rate figures are the latest available for comparative use (2000). Nevada figures are annualized projections.

Table 13

--At various times, property values recovered will exceed values stolen for the current reporting period.

**General Notes:**

■ The following agencies were unable to submit reports for this month:

-- Any late reports not submitted in time for this publication will be incorporated in to the year-to-date totals in subsequent reports.