



Quarterly Domestic Violence Report

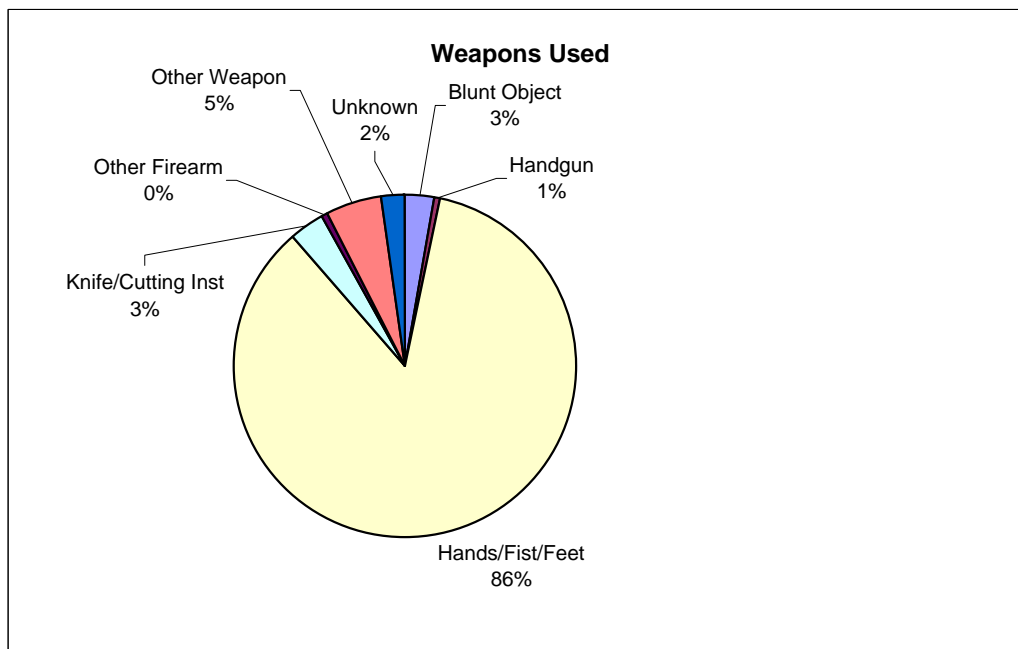
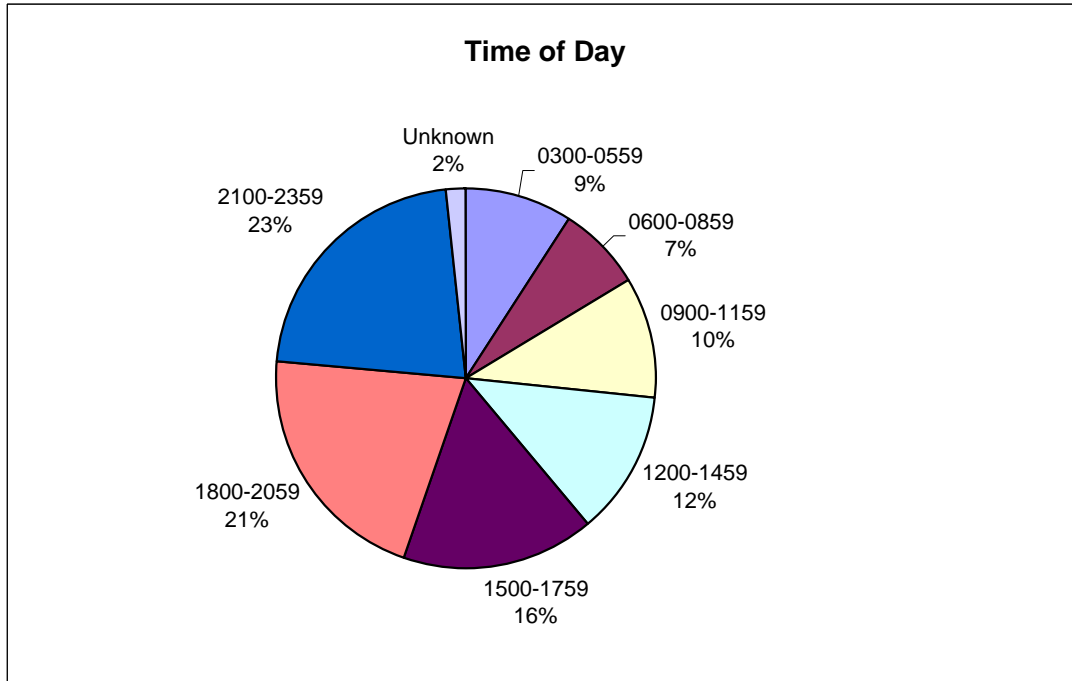


**Quarter 4
2008**

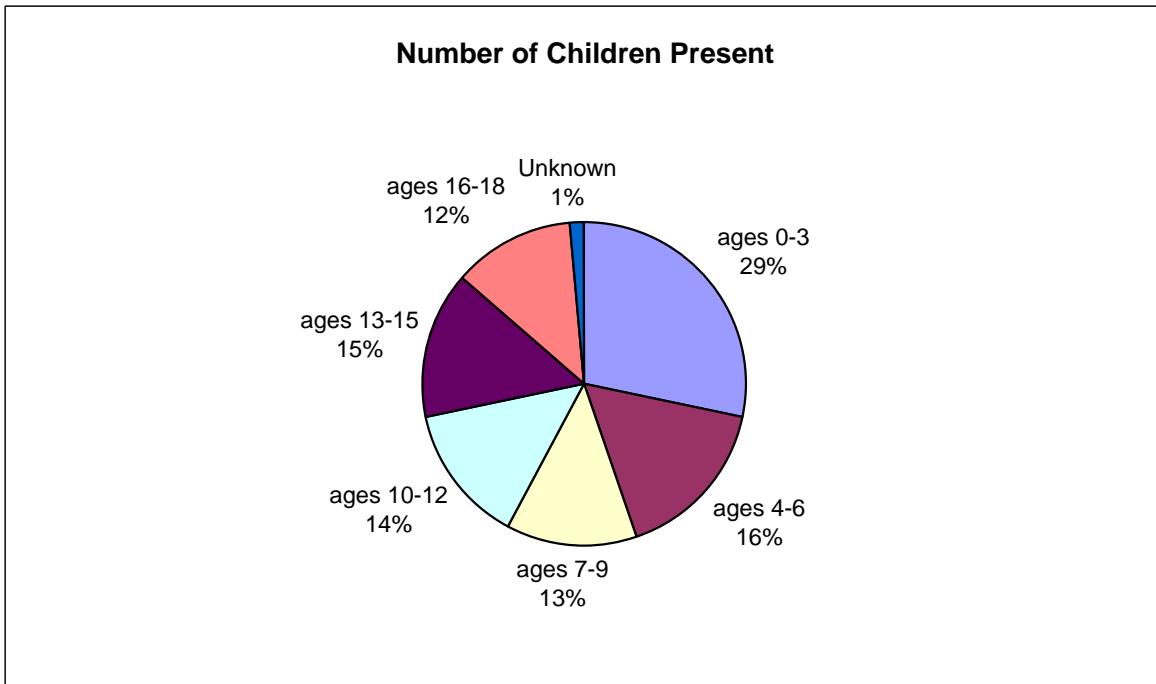
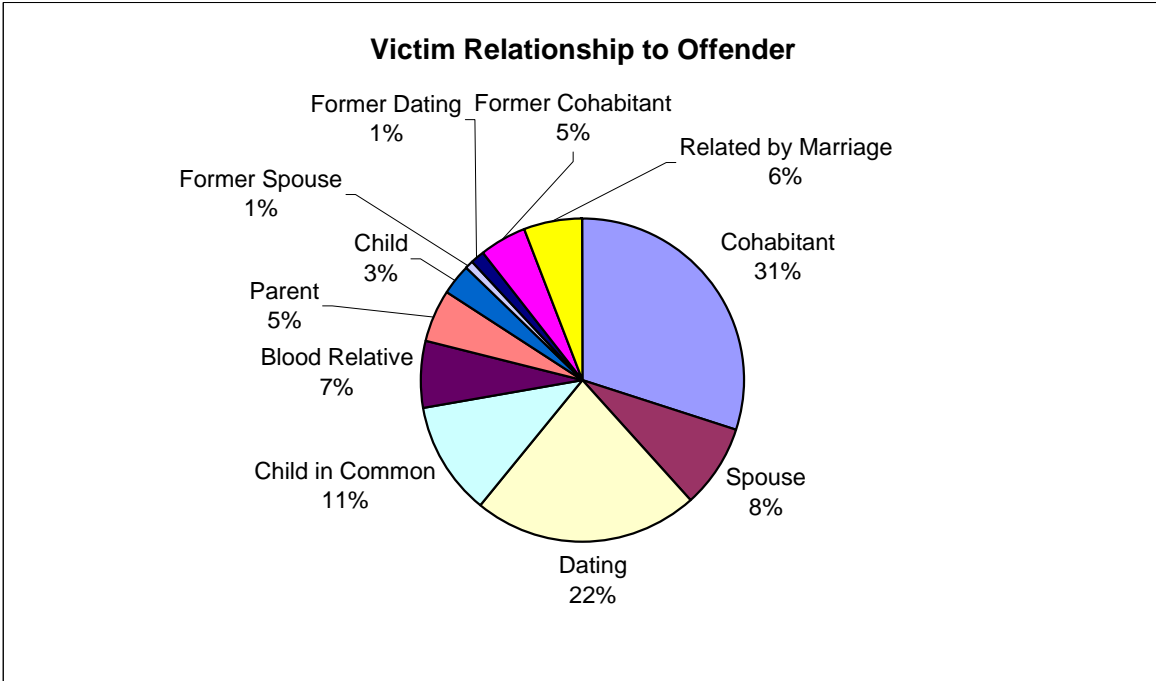
Total DV Offenses Reported by Agency	2008				
	Q 1	Q2	Q3	Q4	YTD
Carson County					287
Carson City SO	88	59	84	56	287
Churchill County					132
Churchill SO	10	13	22	19	64
Fallon PD	15	15	23	15	68
Clark County					22141
Boulder City PD	11	0	0	28	39
Clark Co Schl Dist PD	0	0	0	0	0
Henderson	426	464	463	416	1769
Las Vegas Metro PD	3078	5005	5221	4652	17956
Mesquite	17	33	30	7	87
North Las Vegas PD	562	651	697	375	2285
Taxicab Auth	0	0	0	0	0
UNLV PD	3	2	0	0	5
Douglas County					222
Douglas SO	56	48	59	59	222
Elko County					294
Carlin PD	3	7	2	2	14
Elko PD	49	51	42	54	196
Elko SO	0	0	0	0	0
West Wendover PD	17	14	28	25	84
Esmeralda County					0
Esmeralda SO	0	0	0	0	0
Eureka County					3
Eureka SO	0	0	3	0	3
Humboldt County					112
Humboldt SO	6	11	14	12	43
Winnemucca PD	11	20	20	18	69
Lander County					0
Lander SO	0	0	0	0	0
Lincoln County					4
Lincoln SO	4	0	0	0	4
Lyon County					305
Lyon SO	67	90	60	79	296
Yerington PD	0	2	3	4	9
Mineral County					14
Mineral SO	5	1	3	5	14
Nye County					395
Nye SO	91	100	100	104	395
Pershing County					23
Pershing SO	5	10	3	5	23
Lovelock PD	0	0	0	0	0
Storey County					8
Storey SO	0	0	4	4	8
Washoe County					2177
Reno PD	522	434	0	0	956
Sparks PD	206	258	274	249	987
UNR PD	0	0	0	0	0
TMCC PD	0	0	0	0	0
Washoe School PD	0	0	0	0	0
Washoe SO	53	60	68	53	234
White Pine County					45
White Pine SO	12	8	19	6	45
QUARTER TOTAL	5317	7356	7242	6247	26,162



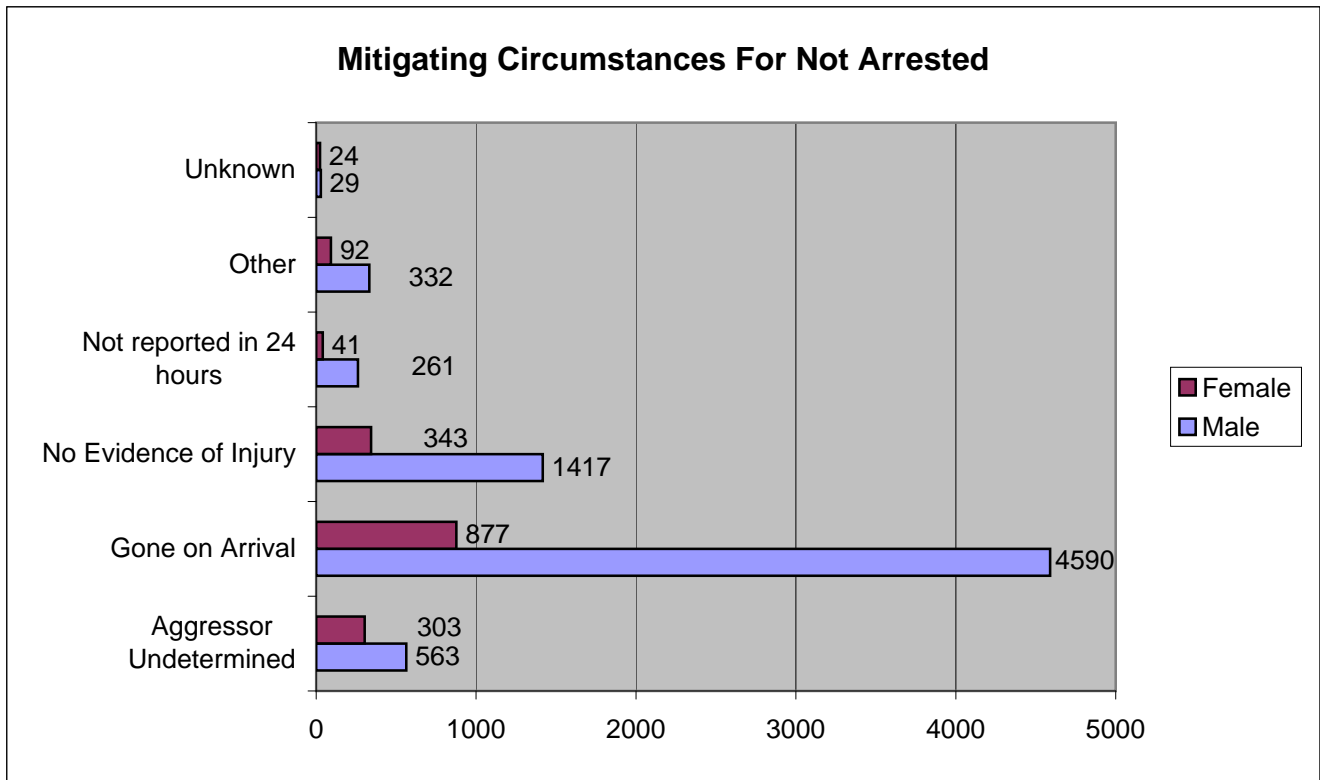
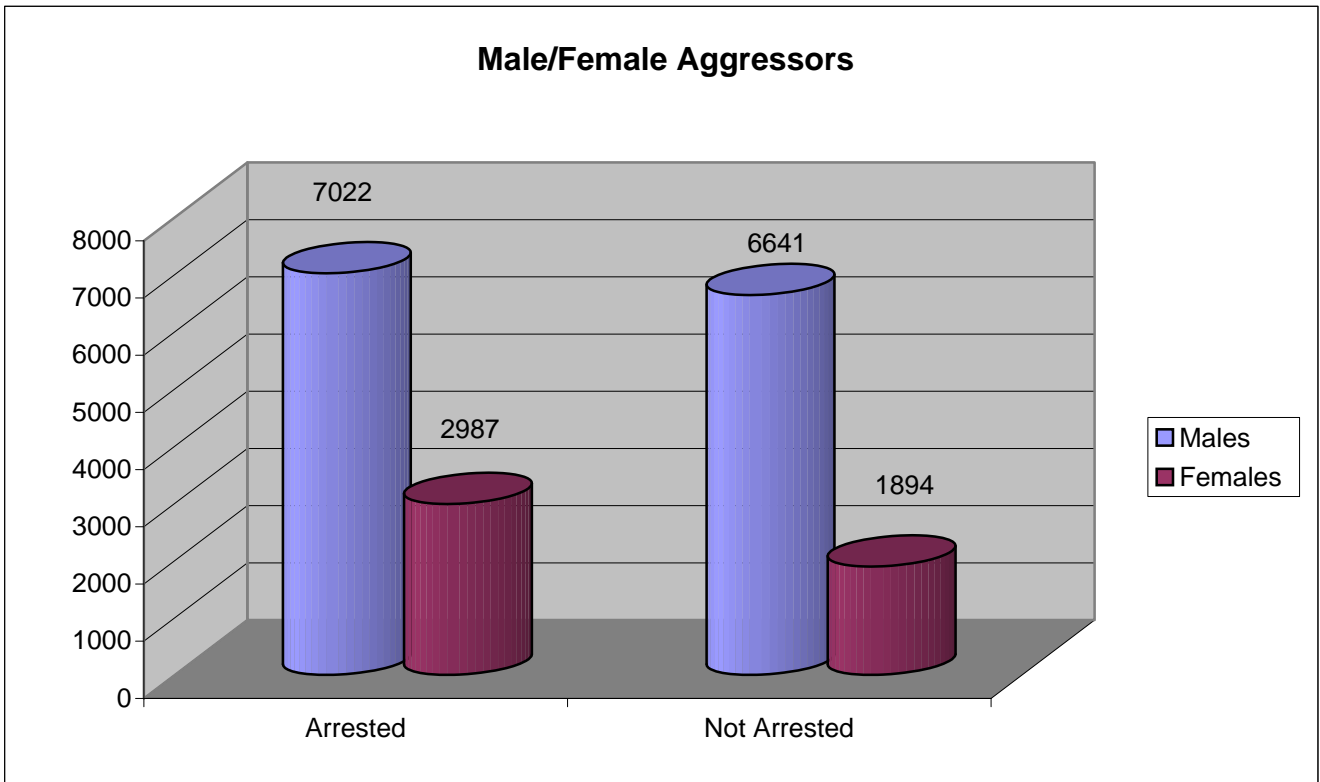
NEVADA DEPARTMENT OF PUBLIC SAFETY
RECORDS TECHNOLOGY DIVISION



NEVADA DEPARTMENT OF PUBLIC SAFETY
RECORDS TECHNOLOGY DIVISION

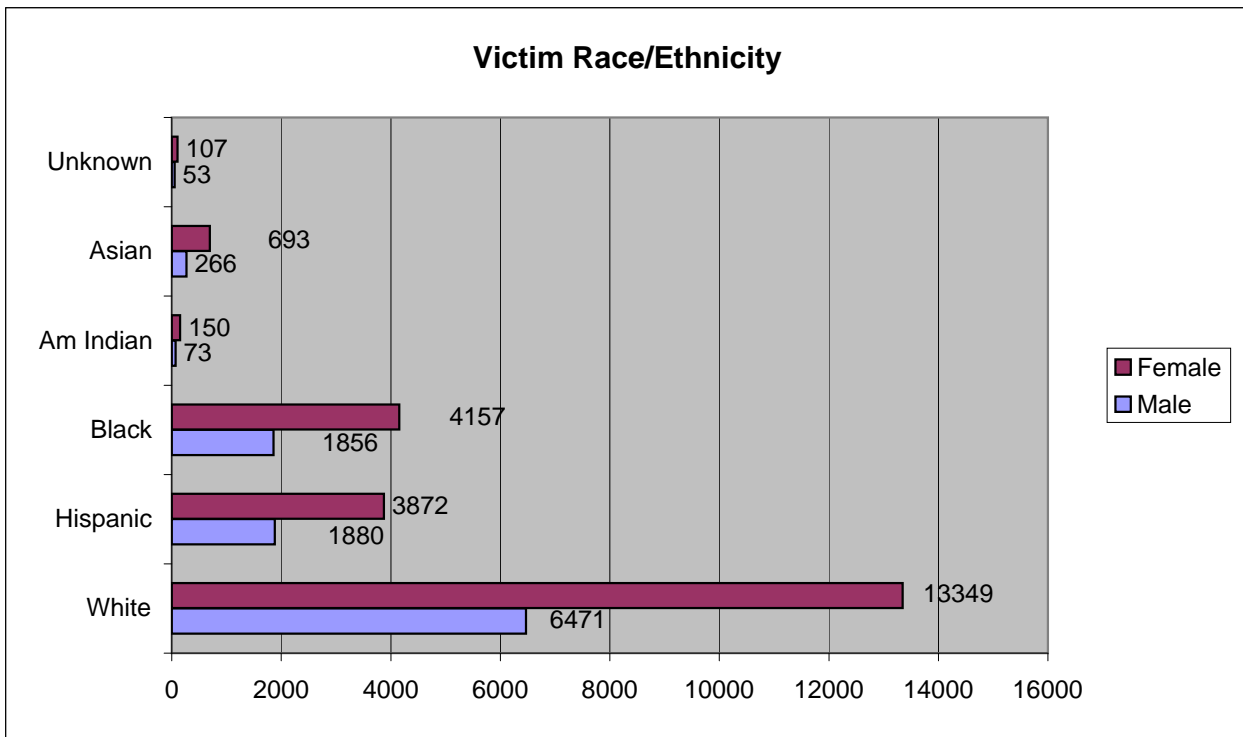
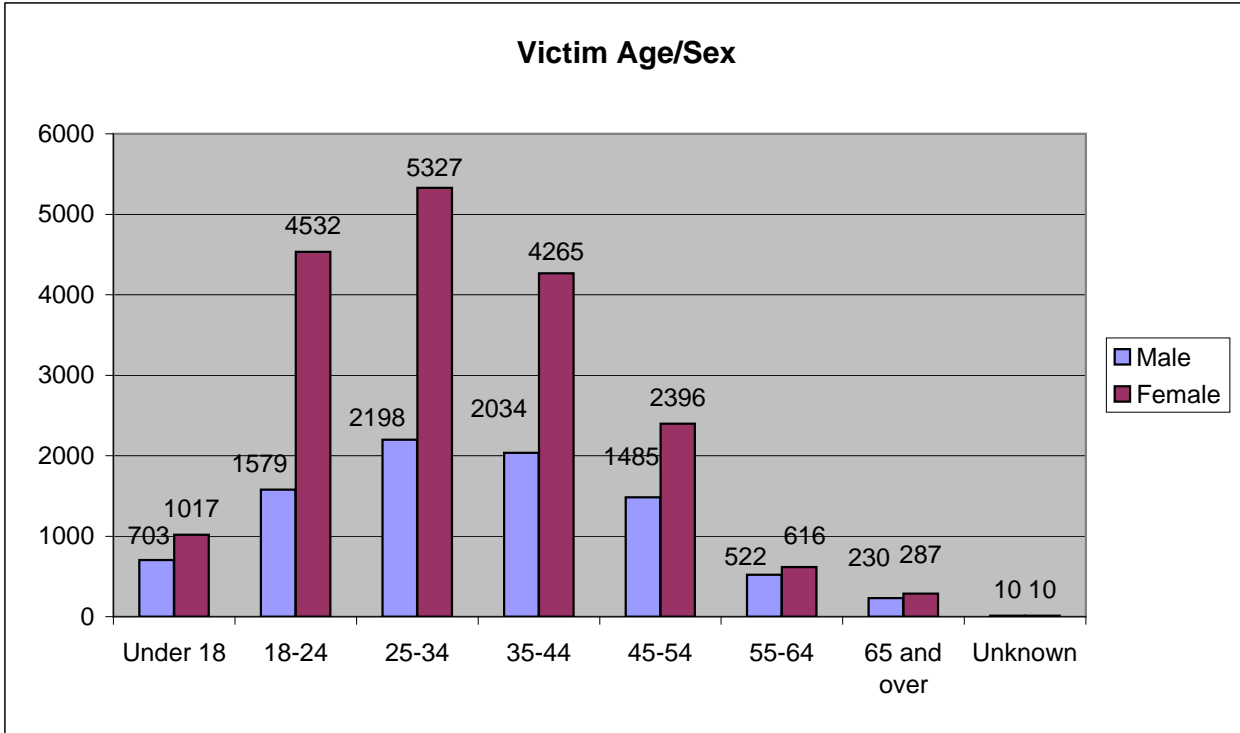


NEVADA DEPARTMENT OF PUBLIC SAFETY
RECORDS TECHNOLOGY DIVISION

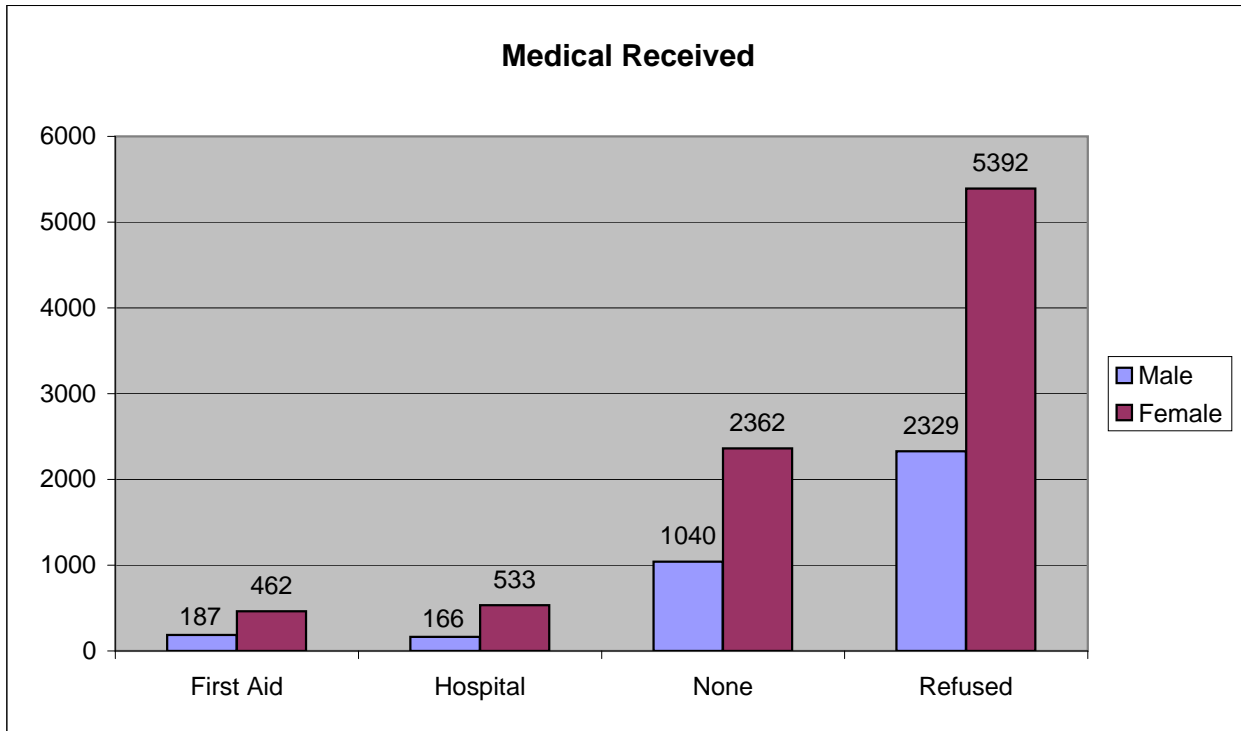
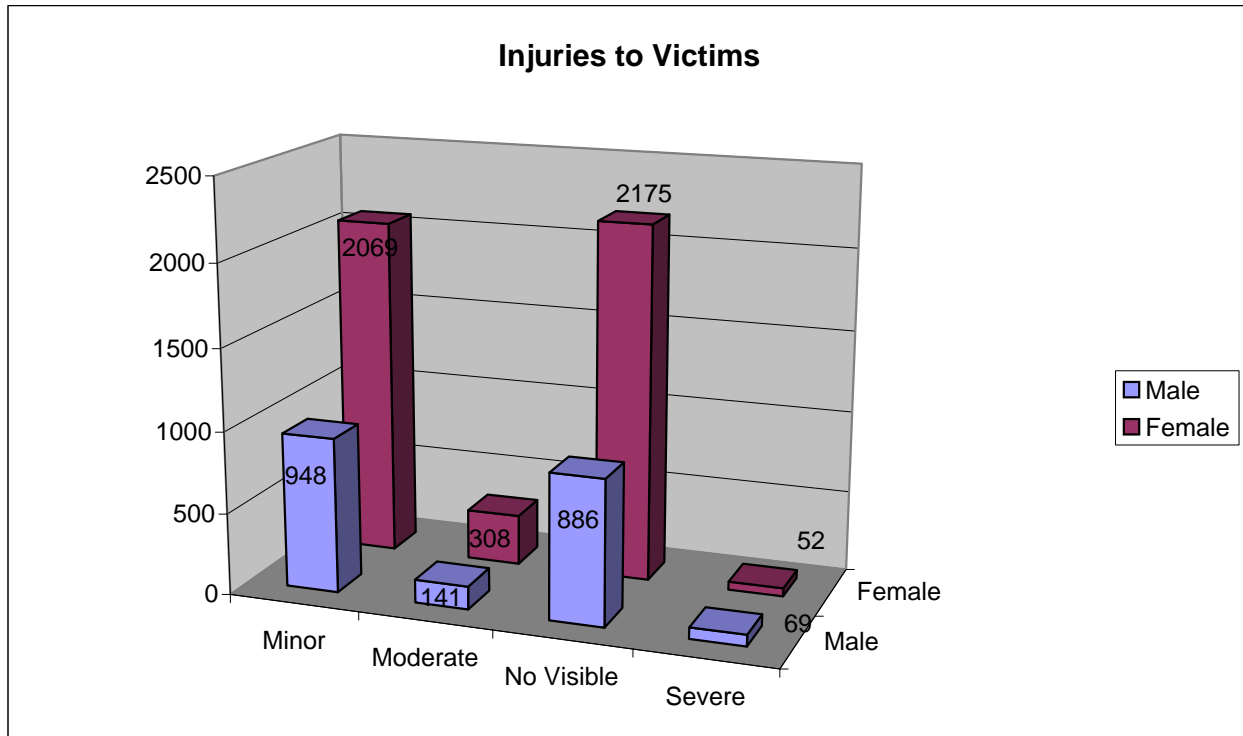


DOMESTIC VIOLENCE 2008

NEVADA DEPARTMENT OF PUBLIC SAFETY
RECORDS TECHNOLOGY DIVISION



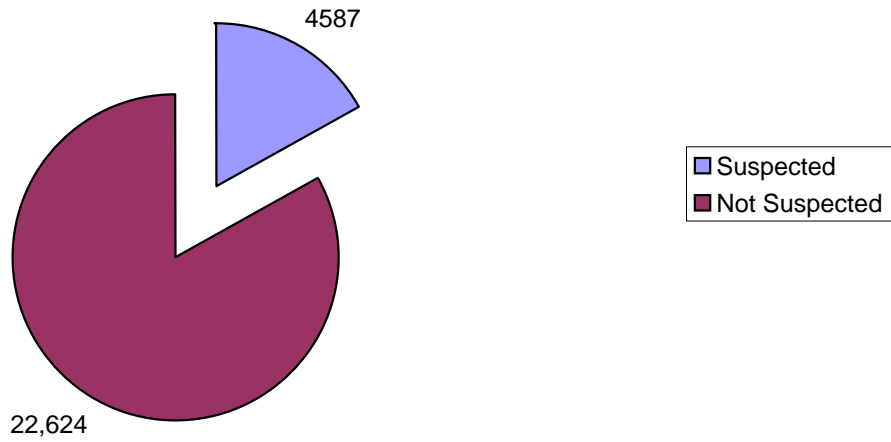
NEVADA DEPARTMENT OF PUBLIC SAFETY
RECORDS TECHNOLOGY DIVISION



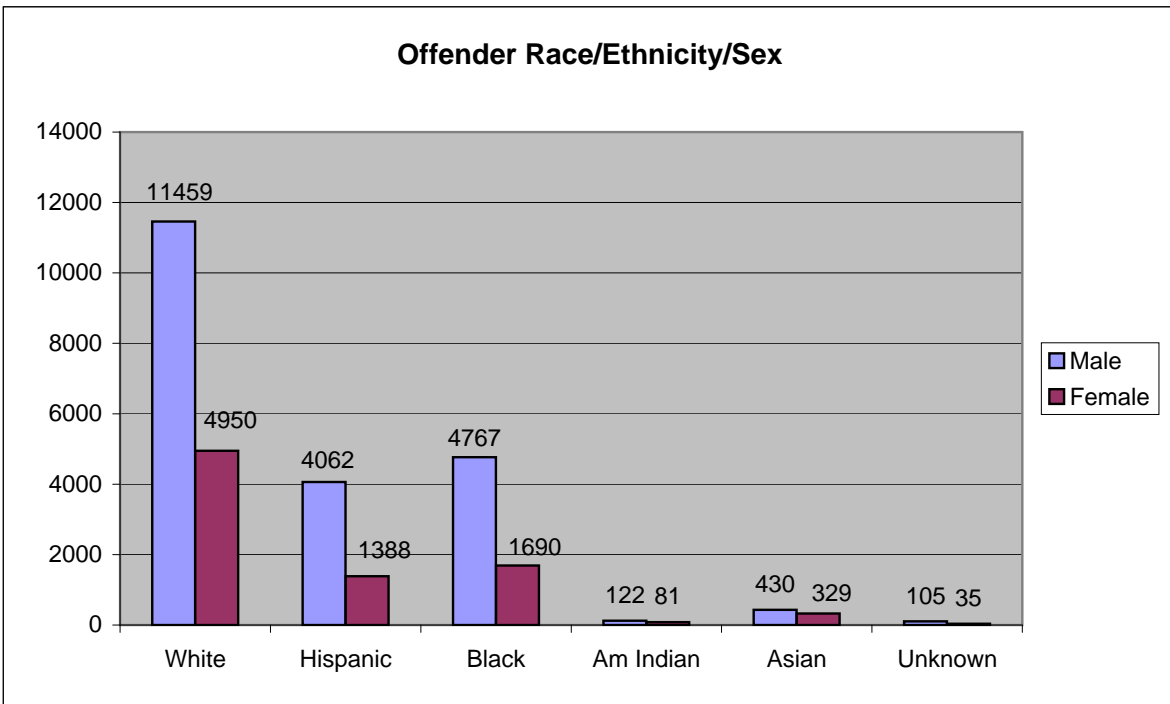
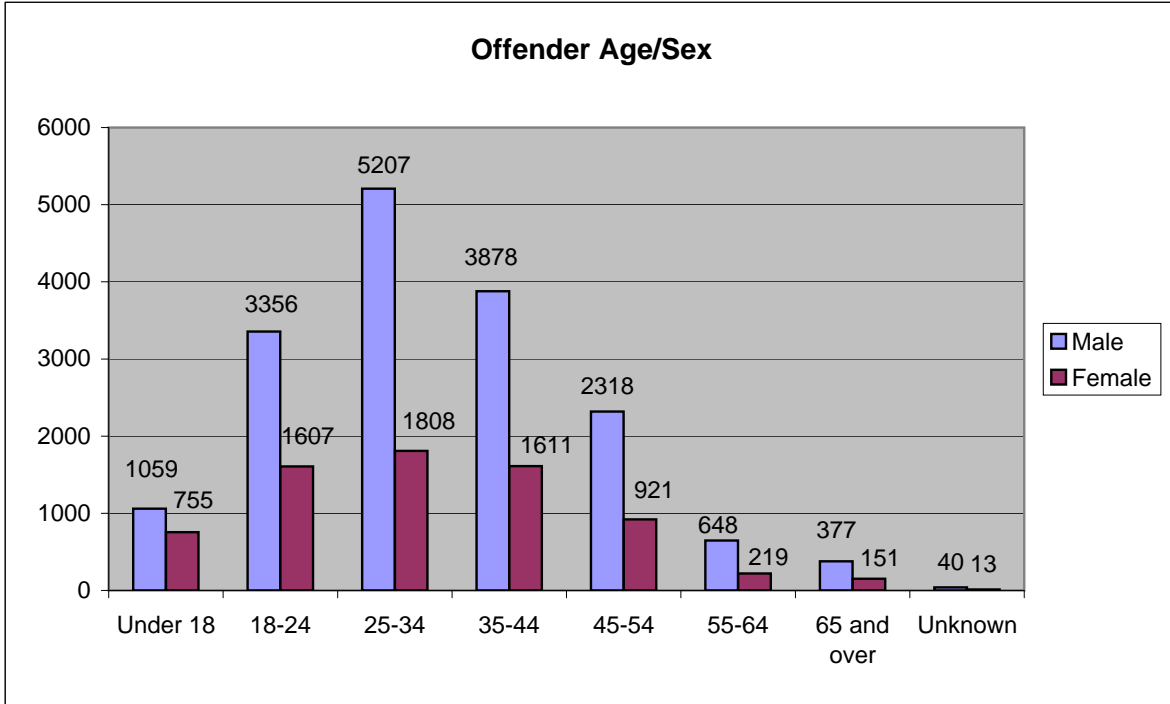
DOMESTIC VIOLENCE 2008

NEVADA DEPARTMENT OF PUBLIC SAFETY
RECORDS TECHNOLOGY DIVISION

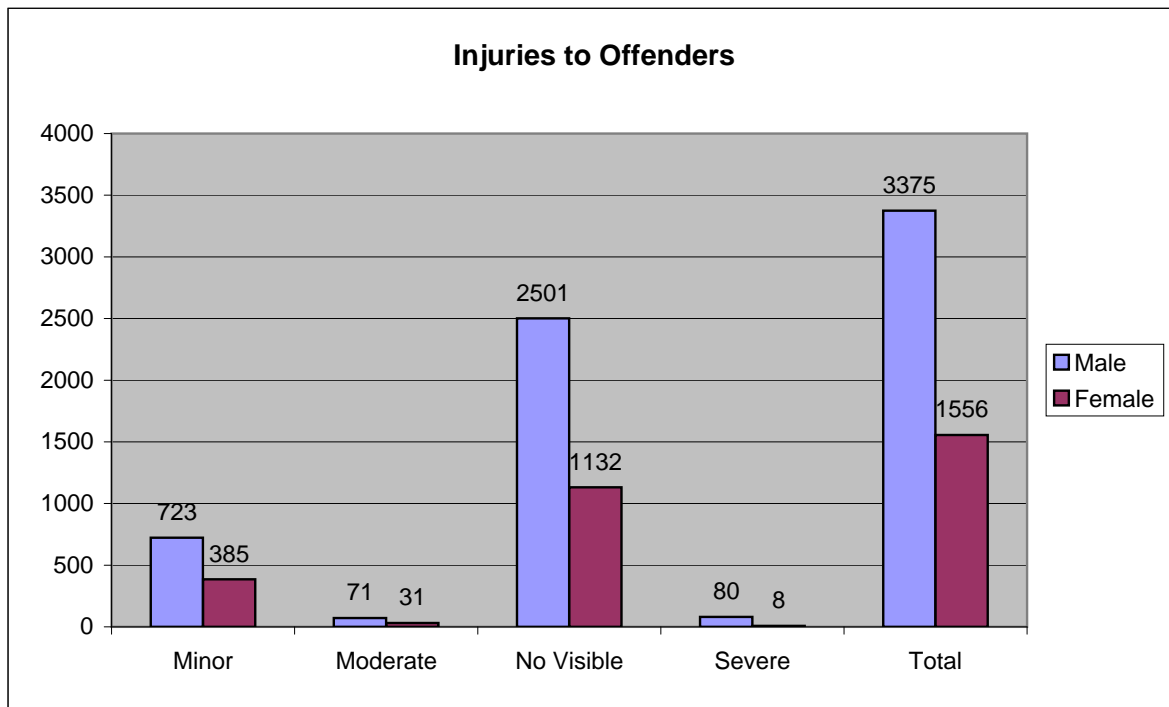
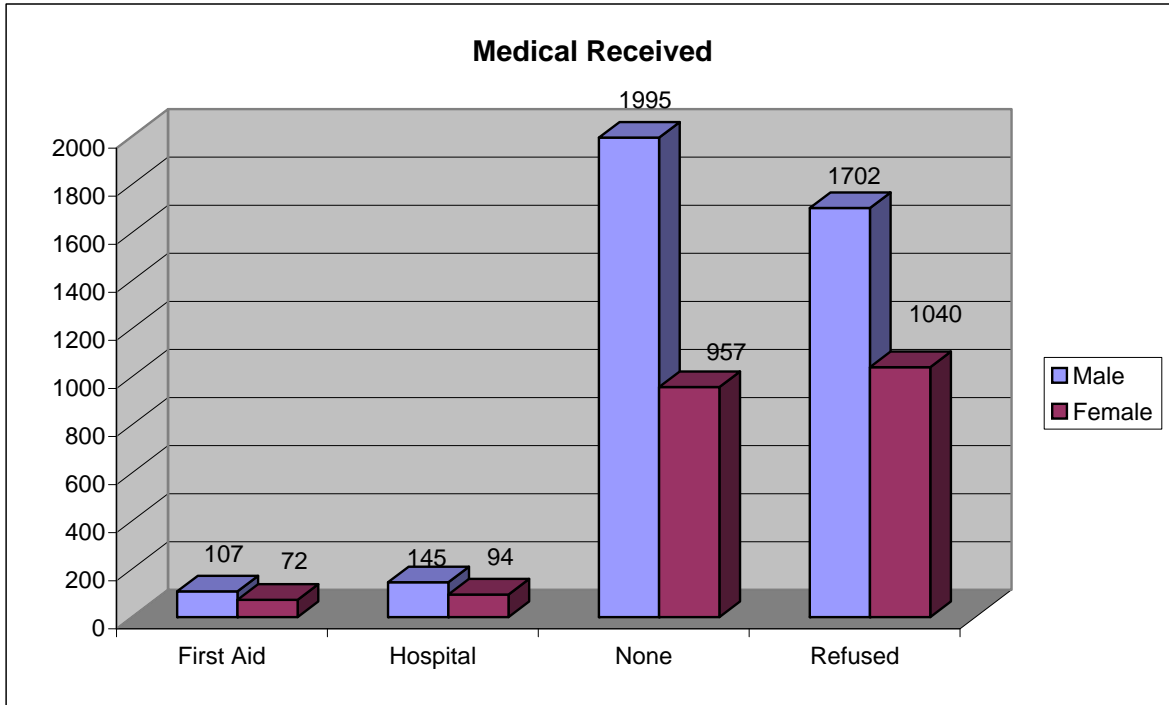
Victims Alcohol/Drug Use Suspected



NEVADA DEPARTMENT OF PUBLIC SAFETY
RECORDS TECHNOLOGY DIVISION



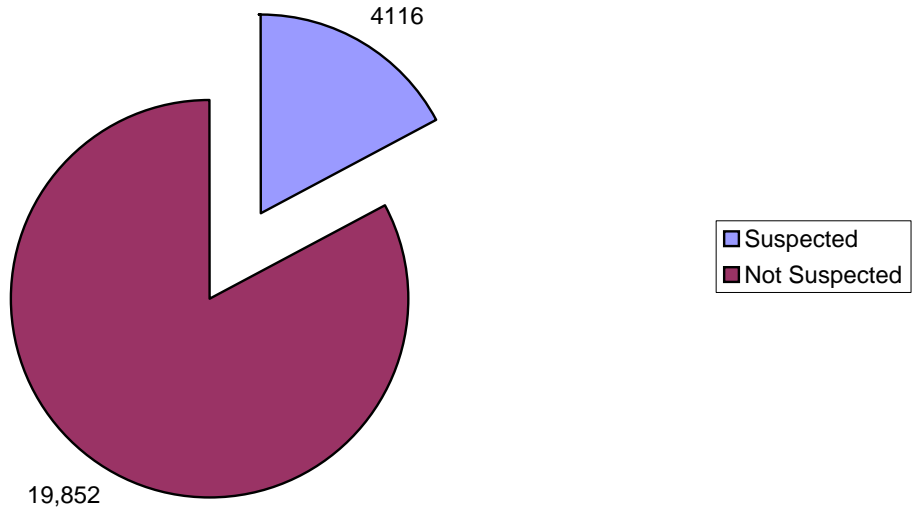
NEVADA DEPARTMENT OF PUBLIC SAFETY
RECORDS TECHNOLOGY DIVISION



DOMESTIC VIOLENCE 2008

NEVADA DEPARTMENT OF PUBLIC SAFETY
RECORDS TECHNOLOGY DIVISION

Offenders Suspected of Alcohol/Drug Use



**STATE OF NEVADA
DOMESTIC VIOLENCE DATA COLLECTION**



AGENCY: STATEWIDE

MONTH/YEAR: 2008

ARRESTEE INFORMATION

Male Aggressors

Number of Males Arrested	7022
Number of Males Not Arrested	6641
Total	13663

Mitigating Circumstances for Not Arrested

Aggressor undetermined	563
Gone upon arrival	4590
No evidence of injury	1417
Not reported within 24 hours	261
Other	332
Unknown	29
	0
	0
Total	7192

***Other Males Arrested at the Scene
(i.e. not part of the domestic relationship)***

Number of Other Males Arrested	195
--------------------------------	-----

Female Aggressors

Number of Females Arrested	2987
Number of Females Not Arrested	1894
Total	4881

Mitigating Circumstances for Not Arrested

Aggressor undetermined	303
Gone upon arrival	877
No evidence of injury	343
Not reported within 24 hours	41
Other	92
Unknown	24
	0
	0
Total	1680

***Other Females Arrested at the Scene
(i.e. not part of the domestic relationship)***

Number of Other Females Arrested	86
----------------------------------	----

**STATE OF NEVADA
DOMESTIC VIOLENCE DATA COLLECTION**



AGENCY: STATEWIDE

MONTH/YEAR: 2008

GENERAL INFORMATION

Time of Day

0000-0259	3343
0300-0559	1857
0600-0859	1459
0900-1159	2044
1200-1459	2469
1500-1759	3286
1800-2059	4224
2100-2359	4421
Unknown	322
TOTAL	23425

Number of Children Present

ages 0-3	2768
ages 4-6	1608
ages 7-9	1295
ages 10-12	1348
ages 13-15	1454
ages 16-18	1200
age unknown	136
TOTAL	9808

Weapon Used

Blunt Object	249
Handgun	68
Hands/Fist/Feet	7896
Knife/Cutting Inst	318
Other Firearm	38
Other Weapon	480
Unknown	216
TOTAL	9248

Victim Relationship to Offender

Cohabitant	13289
Spouse	3715
Dating	9847
Child in Common	5068
Blood Relative	2967
Parent	2373
Child	1324
Former Spouse	397
Former Dating	608
Former Cohabitant	2065
Related by Marriage	2561
TOTAL	44214

Number of Mutual Combatant Incidents

Number of Incidents	3051
---------------------	------

**STATE OF NEVADA
DOMESTIC VIOLENCE DATA COLLECTION**



AGENCY: **STATEWIDE**

MONTH/YEAR: **2008**

OFFENDER INFORMATION

MALE OFFENDER

Age	Total	Race	Total
Under 18	1059	White	11459
18-24	3356	Black	4767
25-34	5207	Am Indian	122
35-44	3878	Asian	430
45-54	2318	Unknown	105
55-64	648		
65 over	377	Ethnicity	
Unknown	40	Hispanic	4062
TOTAL	16883		16883

FEMALE OFFENDER

Age	Total	Race	Total
Under 18	755	White	4950
18-24	1607	Black	1690
25-34	1808	Am Indian	81
35-44	1611	Asian	329
45-54	921	Unknown	35
55-64	219		
65 over	151	Ethnicity	
Unknown	13	Hispanic	1388
TOTAL	7085		7085

Injuries	Total	Medical	Total
Minor	723	1st Aid	107
Moderate	71	Hospital	145
No Visible	2501	None	1995
Severe	80	Refused	1702

Injuries	Total	Medical	Total
Minor	385	1st Aid	72
Moderate	31	Hospital	94
No Visible	1132	None	957
Severe	8	Refused	1040

	Total
Alcohol/Drug Use Suspected	2852
DV Card Given	1593
PO in Effect	41
Arrested	887
None	249

	Total
Alcohol/Drug Use Suspected	1264
DV Card Given	1663
PO in Effect	13
Arrested	335
None	0

**STATE OF NEVADA
DOMESTIC VIOLENCE DATA COLLECTION**



AGENCY: **STATEWIDE**

MONTH/YEAR: **2008**

VICTIM INFORMATION

MALE VICTIMS

Age	Total	Race	Total
Under 18	703	White	6471
18-24	1579	Black	1856
25-34	2198	Am Indian	73
35-44	2034	Asian	266
45-54	1485	Unknown	53
55-64	522		0
65 over	230	Ethnicity	
Unknown	10	Hispanic	1880
TOTAL	8761		8719

FEMALE VICTIMS

Age	Total	Race	Total
Under 18	1017	White	13349
18-24	4532	Black	4157
25-34	5327	Am Indian	150
35-44	4265	Asian	693
45-54	2396	Unknown	107
55-64	616		0
65 over	287	Ethnicity	0
Unknown	10	Hispanic	3872
TOTAL	18450		18456

Injuries	Total	Medical	Total
Minor	948	1st Aid	187
Moderate	141	Hospital	166
No Visible	886	None	1040
Severe	69	Refused	2329

Injuries	Total	Medical	Total
Minor	2069	1st Aid	462
Moderate	308	Hospital	533
No Visible	2175	None	2362
Severe	52	Refused	5392

	Total
Alcohol/Drug Use Suspected	1727
DV Card Given	5706
PO in Effect	44
Arrested	42
None	50

	Total
Alcohol/Drug Use Suspected	2860
DV Card Given	13818
PO in Effect	183
Arrested	51
None	0