




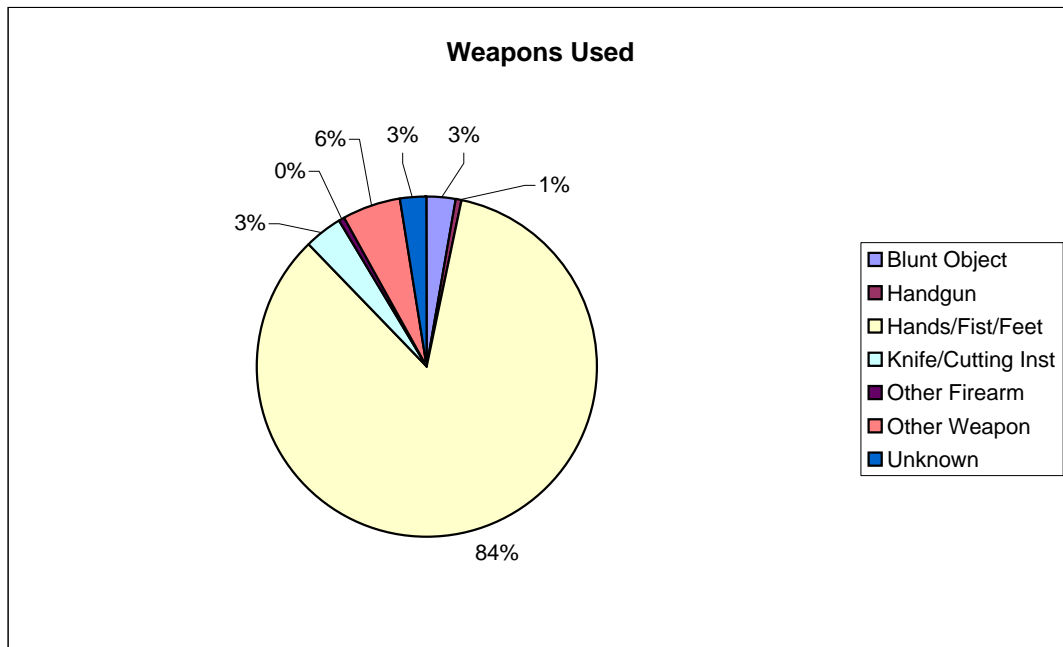
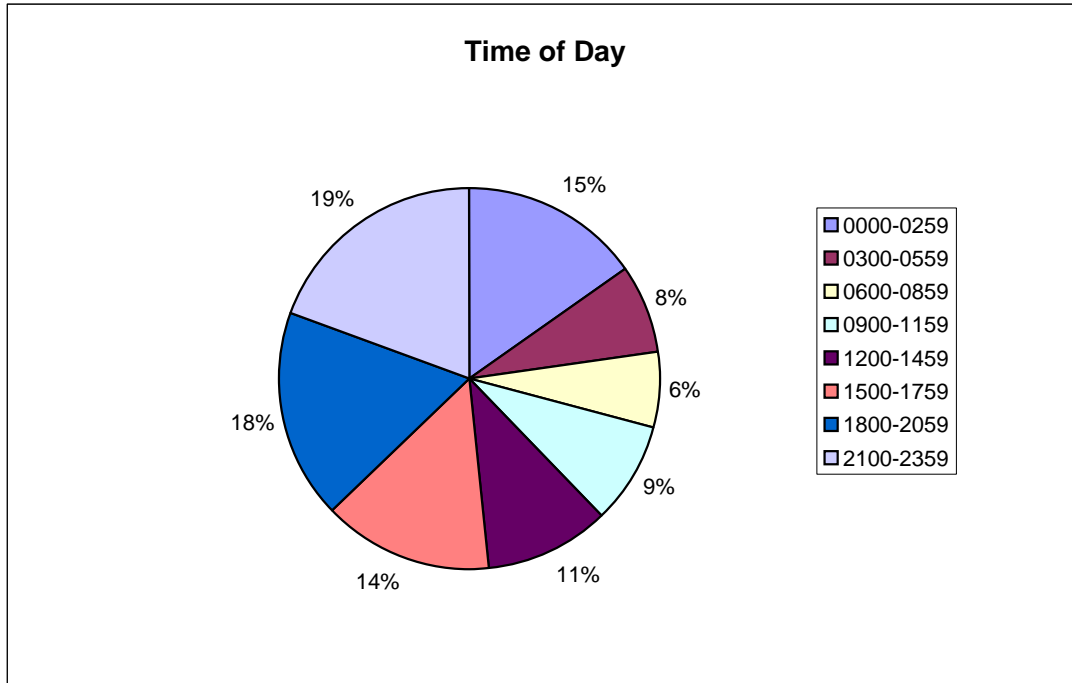
# Quarterly Domestic Violence Report



**Quarter 3  
2008**

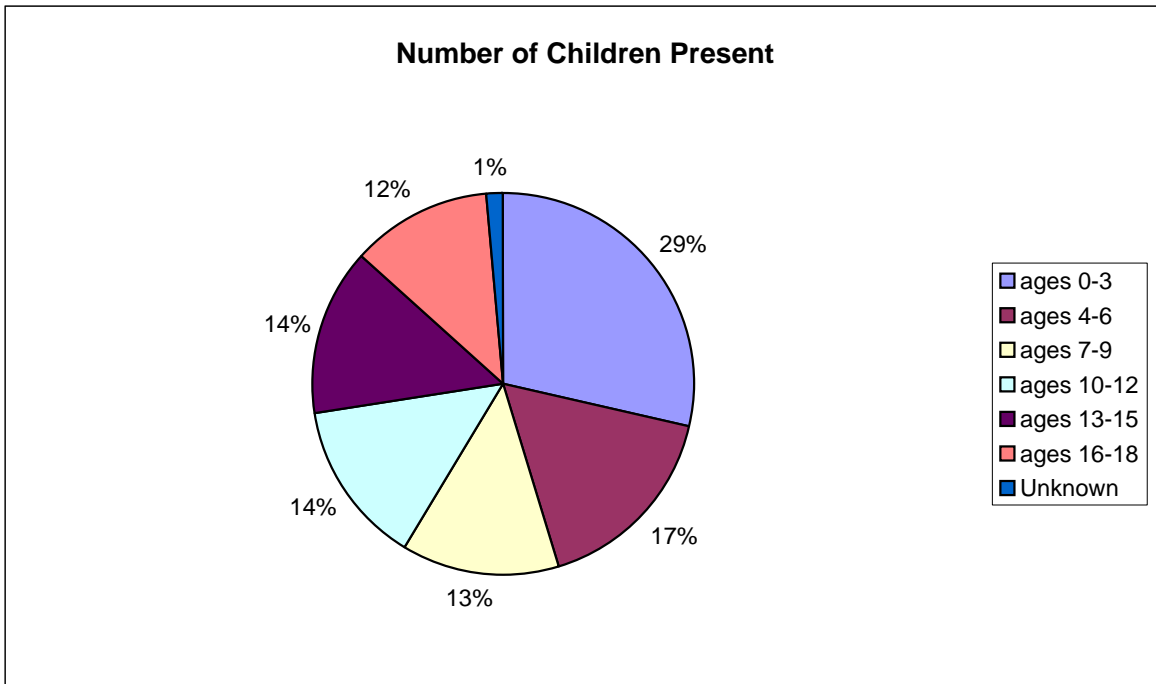
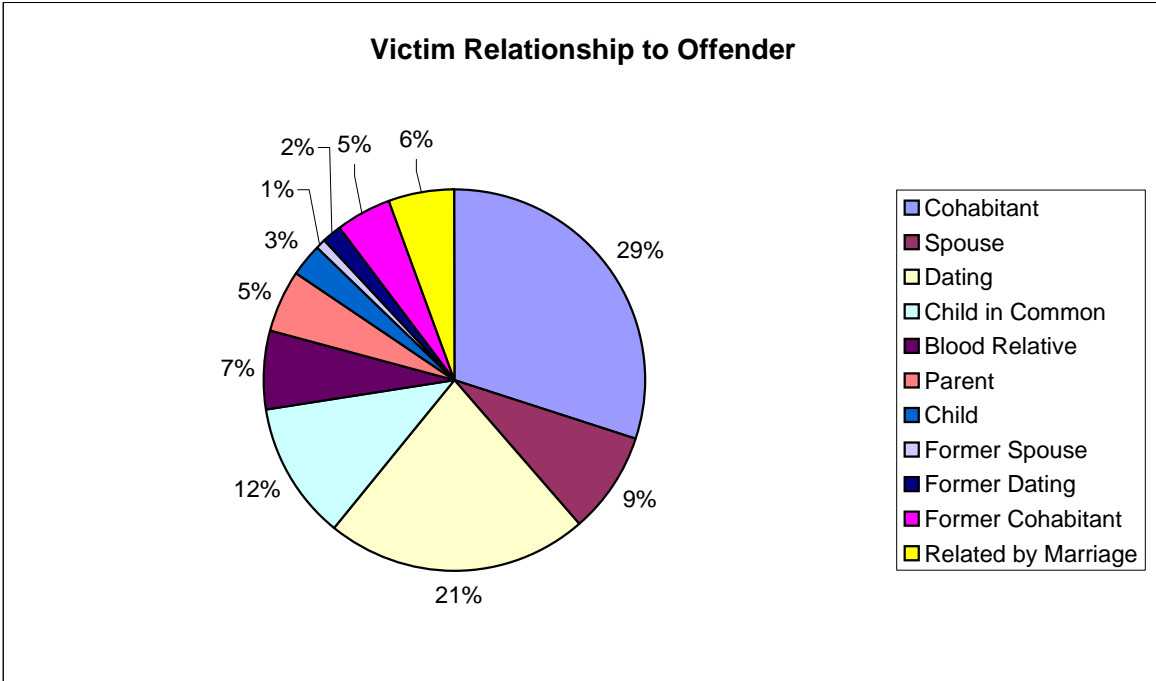
<b>Total DV Offenses Reported by Agency</b>	<b>2008</b>				 Nevada Department of <b>Public Safety</b> <i>Dedication, Pride, Service</i>
	<b>Q 1</b>	<b>Q2</b>	<b>Q3</b>	<b>Q4</b>	
<b>Carson County</b>					<b>231</b>
Carson City SO	88	59	84		231
<b>Churchill County</b>					<b>98</b>
Churchill SO	10	13	22		45
Fallon PD	15	15	23		53
<b>Clark County</b>					<b>16663</b>
Boulder City PD	11	0	0		11
Clark Co Schl Dist PD	0	0	0		0
Henderson	426	464	463		1353
Las Vegas Metro PD	3078	5005	5221		13304
Mesquite	17	33	30		80
North Las Vegas PD	562	651	697		1910
Taxicab Auth	0	0	0		0
UNLV PD	3	2	0		5
<b>Douglas County</b>					<b>163</b>
Douglas SO	56	48	59		163
<b>Elko County</b>					<b>213</b>
Carlin PD	3	7	2		12
Elko PD	49	51	42		142
Elko SO	0	0	0		0
West Wendover PD	17	14	28		59
<b>Esmeralda County</b>					<b>0</b>
Esmeralda SO	0	0	0		0
<b>Eureka County</b>					<b>3</b>
Eureka SO	0	0	3		3
<b>Humboldt County</b>					<b>82</b>
Humboldt SO	6	11	14		31
Winnemucca PD	11	20	20		51
<b>Lander County</b>					<b>0</b>
Lander SO	0	0	0		0
<b>Lincoln County</b>					<b>4</b>
Lincoln SO	4	0	0		4
<b>Lyon County</b>					<b>222</b>
Lyon SO	67	90	60		217
Yerington PD	0	2	3		5
<b>Mineral County</b>					<b>9</b>
Mineral SO	5	1	3		9
<b>Nye County</b>					<b>291</b>
Nye SO	91	100	100		291
<b>Pershing County</b>					<b>18</b>
Pershing SO	5	10	3		18
Lovelock PD	0	0	0		0
<b>Storey County</b>					<b>4</b>
Storey SO	0	0	4		4
<b>Washoe County</b>					<b>1875</b>
Reno PD	522	434	0		956
Sparks PD	206	258	274		738
UNR PD	0	0	0		0
TMCC PD	0	0	0		0
Washoe School PD	0	0	0		0
Washoe SO	53	60	68		181
<b>White Pine County</b>					<b>39</b>
White Pine SO	12	8	19		39
<b>QUARTER TOTAL</b>	<b>5317</b>	<b>7356</b>	<b>7242</b>		<b>19,915.00</b>

NEVADA DEPARTMENT OF PUBLIC SAFETY  
RECORDS TECHNOLOGY DIVISION



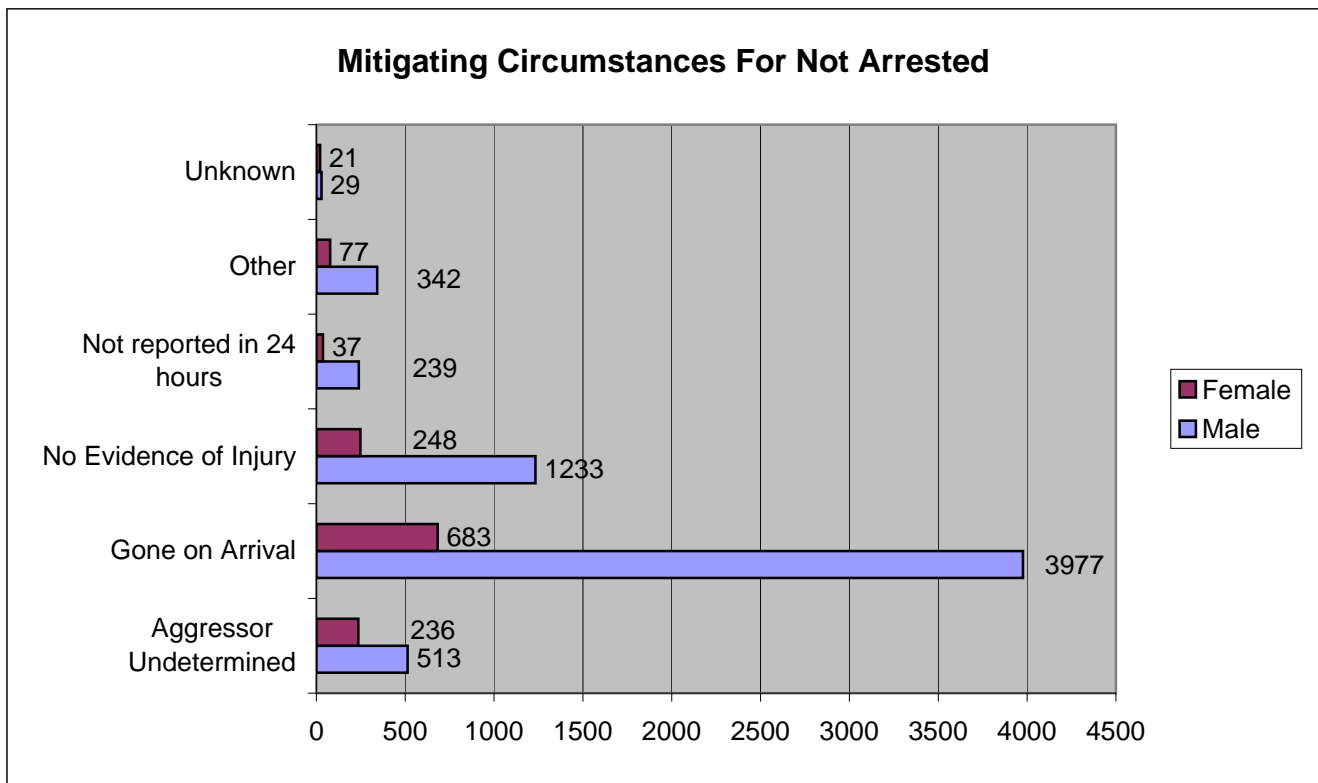
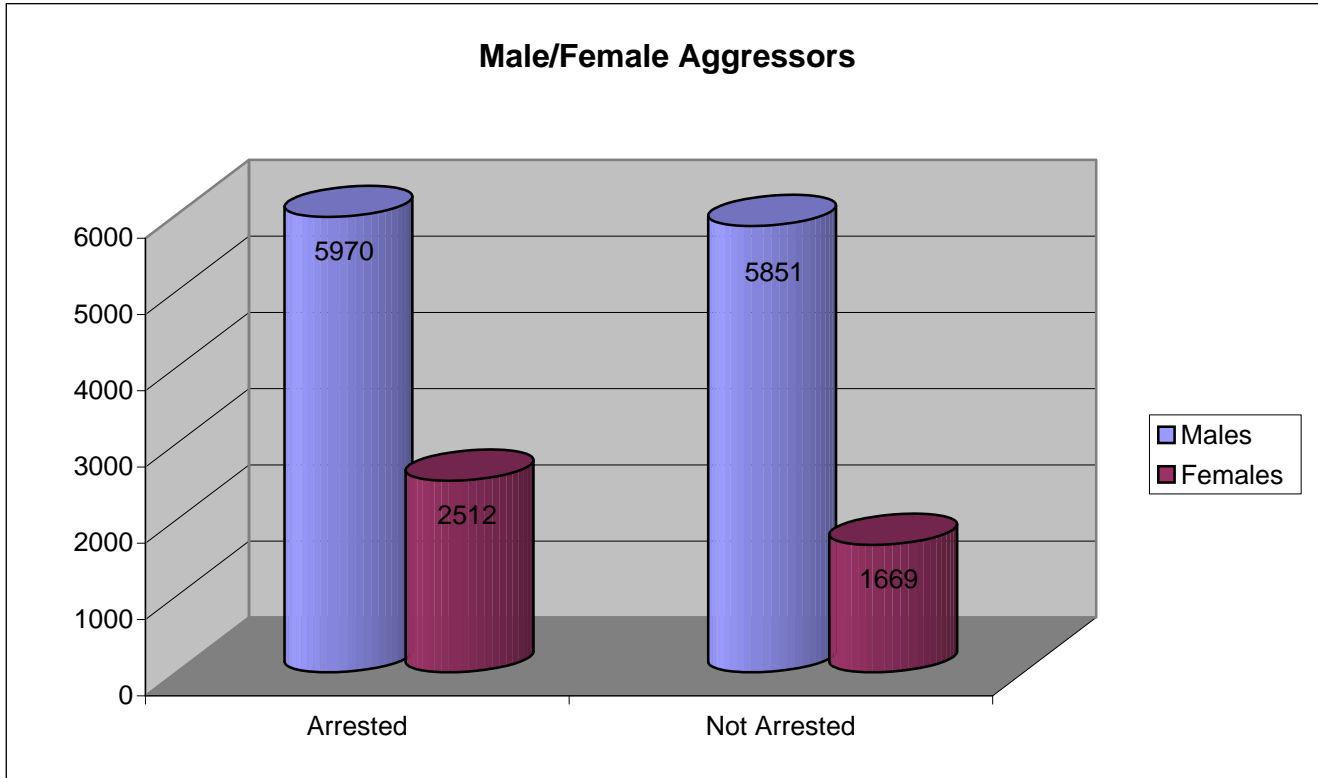
**DOMESTIC VIOLENCE**  
**JAN - SEP 2008**

NEVADA DEPARTMENT OF PUBLIC SAFETY  
RECORDS TECHNOLOGY DIVISION



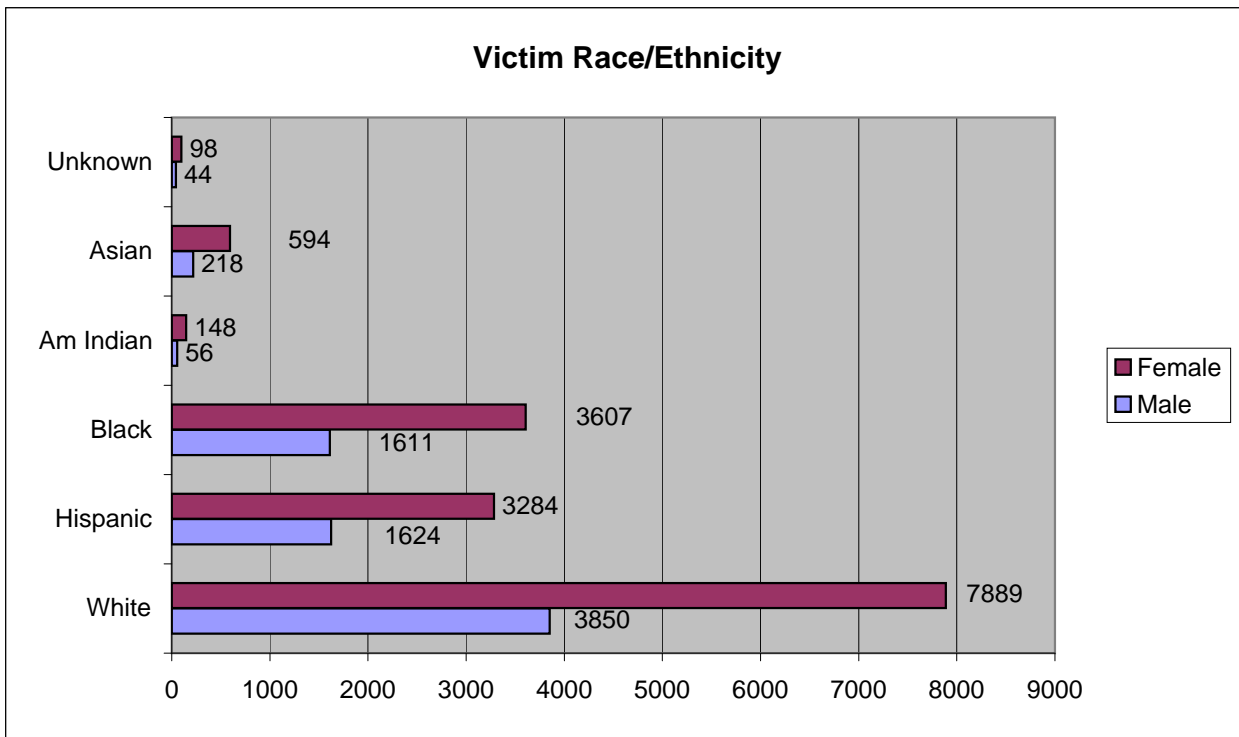
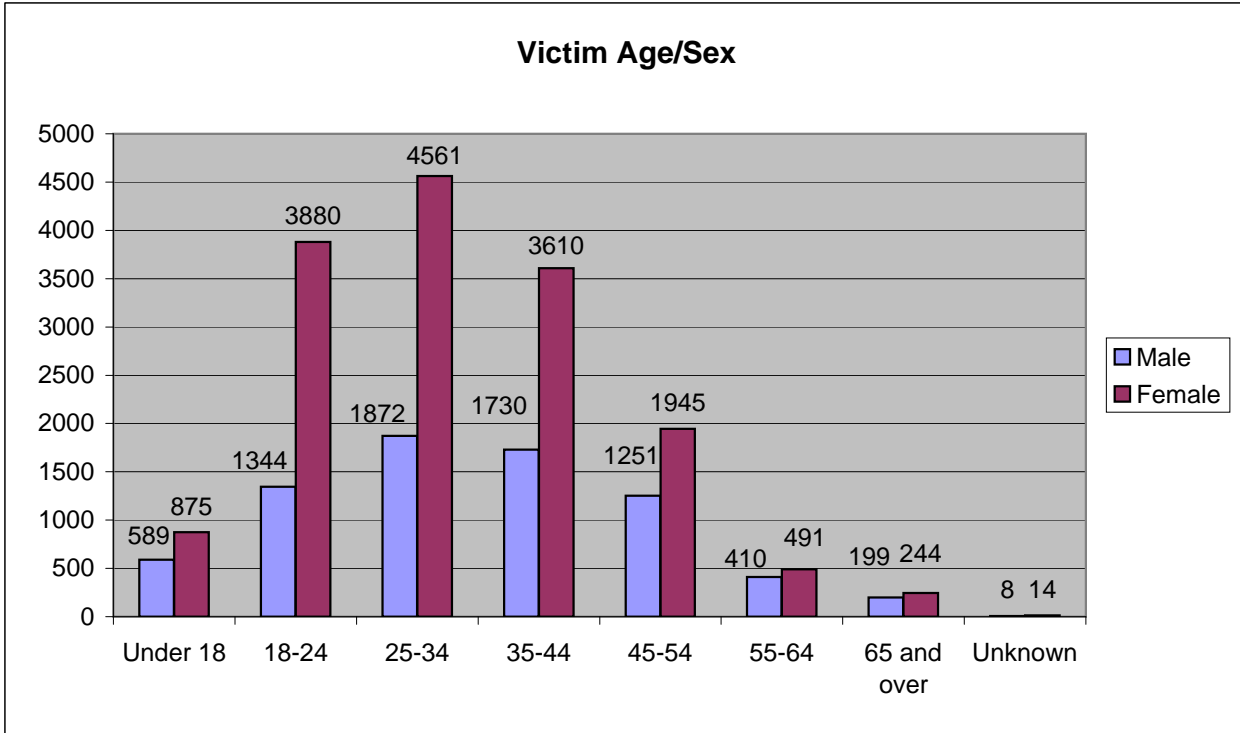
**DOMESTIC VIOLENCE  
JAN - SEP 2008**

NEVADA DEPARTMENT OF PUBLIC SAFETY  
RECORDS TECHNOLOGY DIVISION



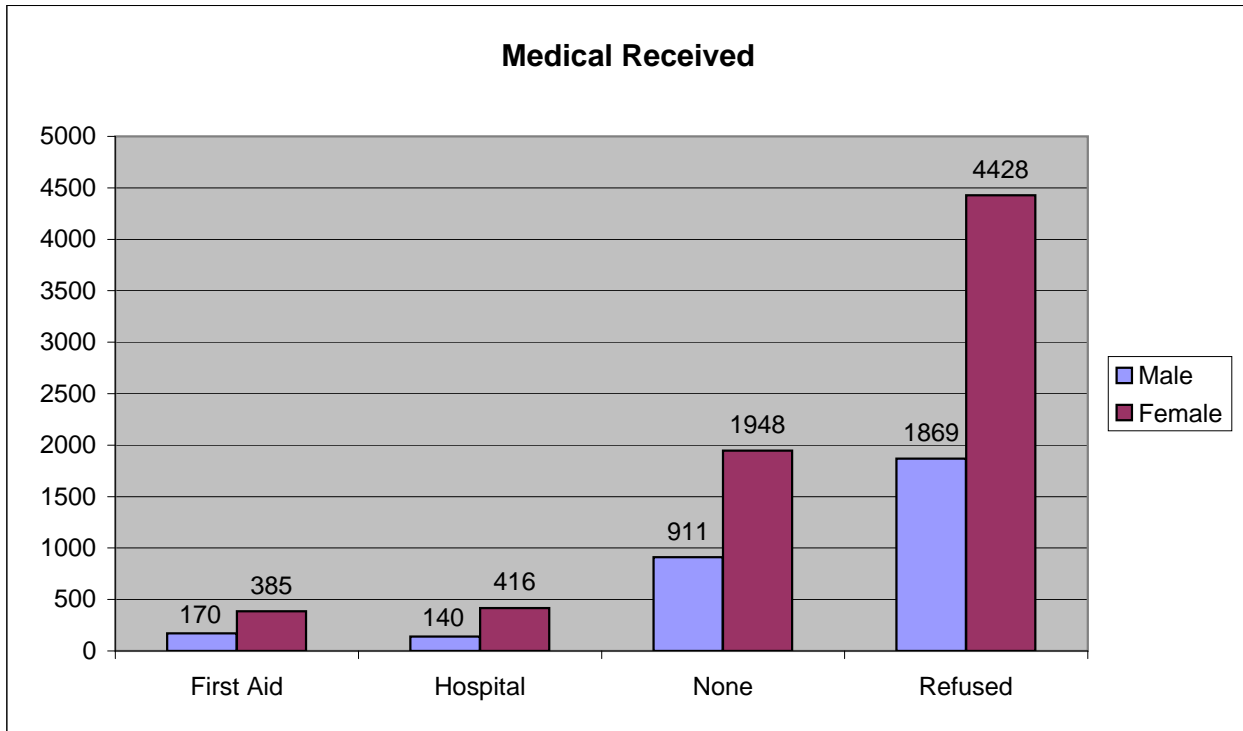
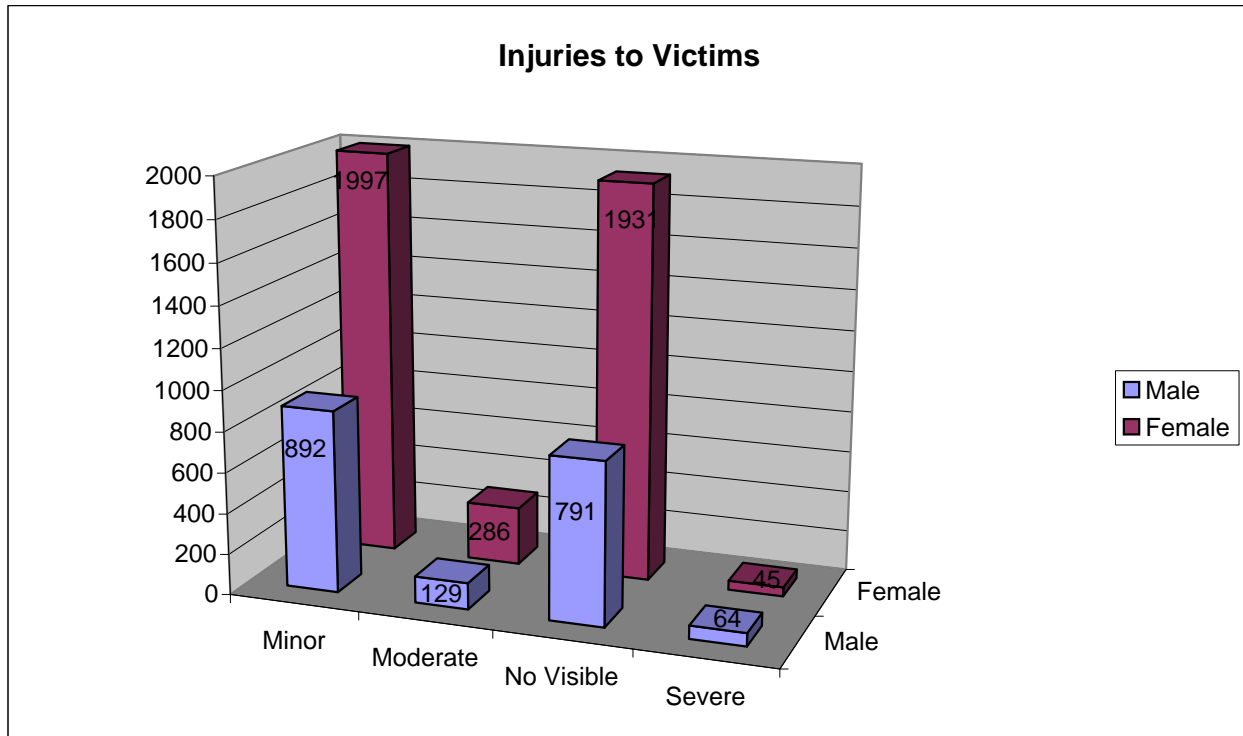
## DOMESTIC VIOLENCE JAN - SEP 2008

NEVADA DEPARTMENT OF PUBLIC SAFETY  
RECORDS TECHNOLOGY DIVISION



**DOMESTIC VIOLENCE  
JAN - SEP 2008**

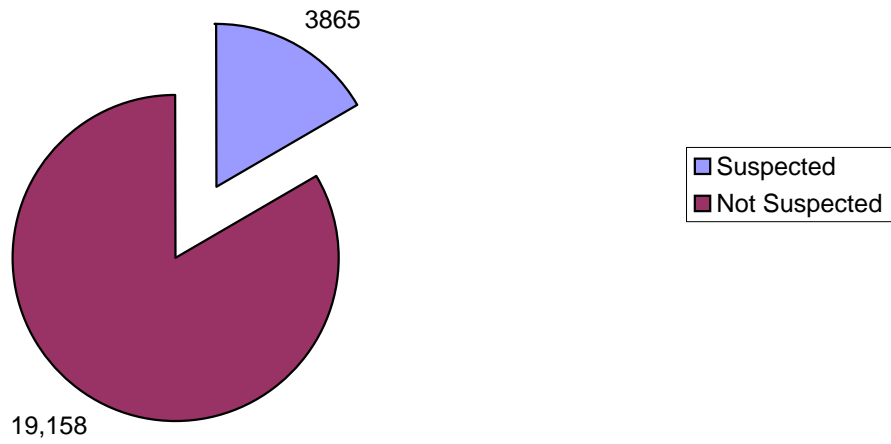
NEVADA DEPARTMENT OF PUBLIC SAFETY  
RECORDS TECHNOLOGY DIVISION



**DOMESTIC VIOLENCE  
JAN - SEP 2008**

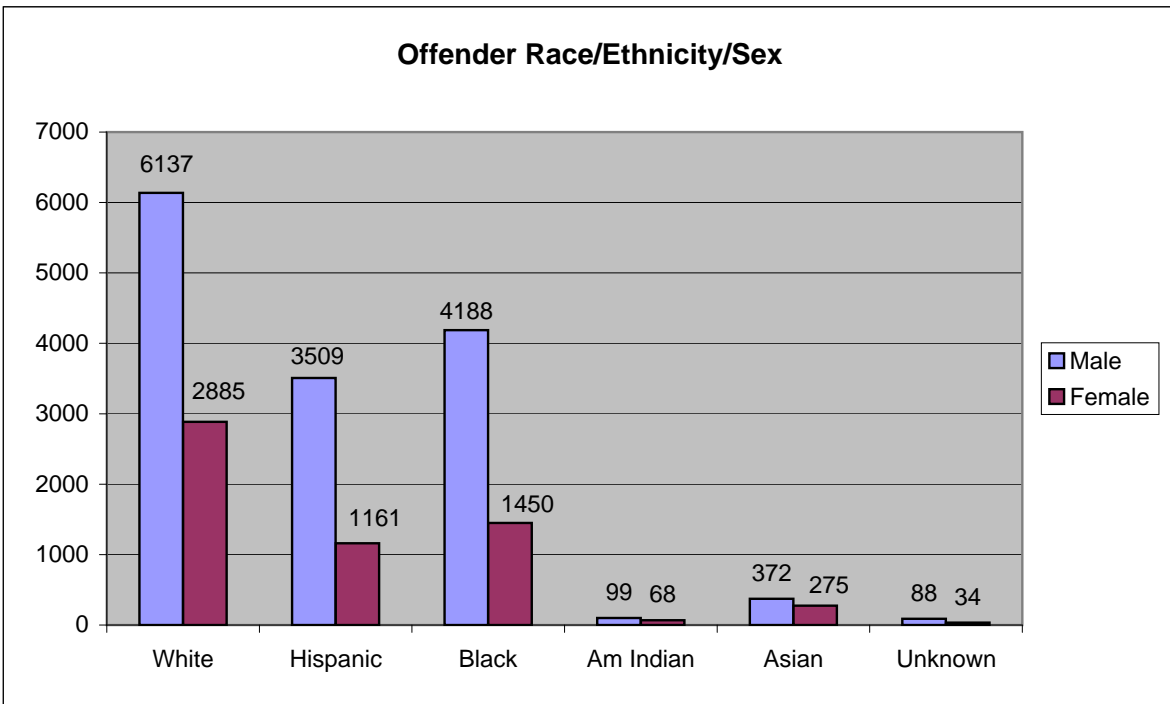
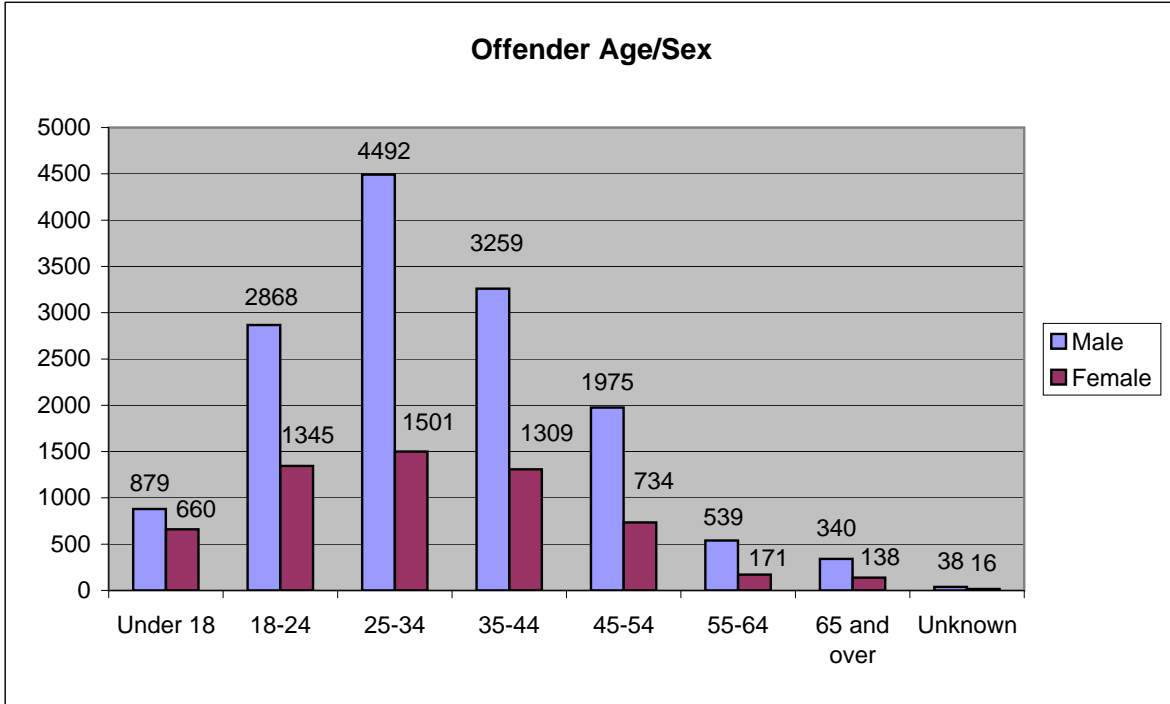
NEVADA DEPARTMENT OF PUBLIC SAFETY  
RECORDS TECHNOLOGY DIVISION

**Victims Alcohol/Drug Use Suspected**



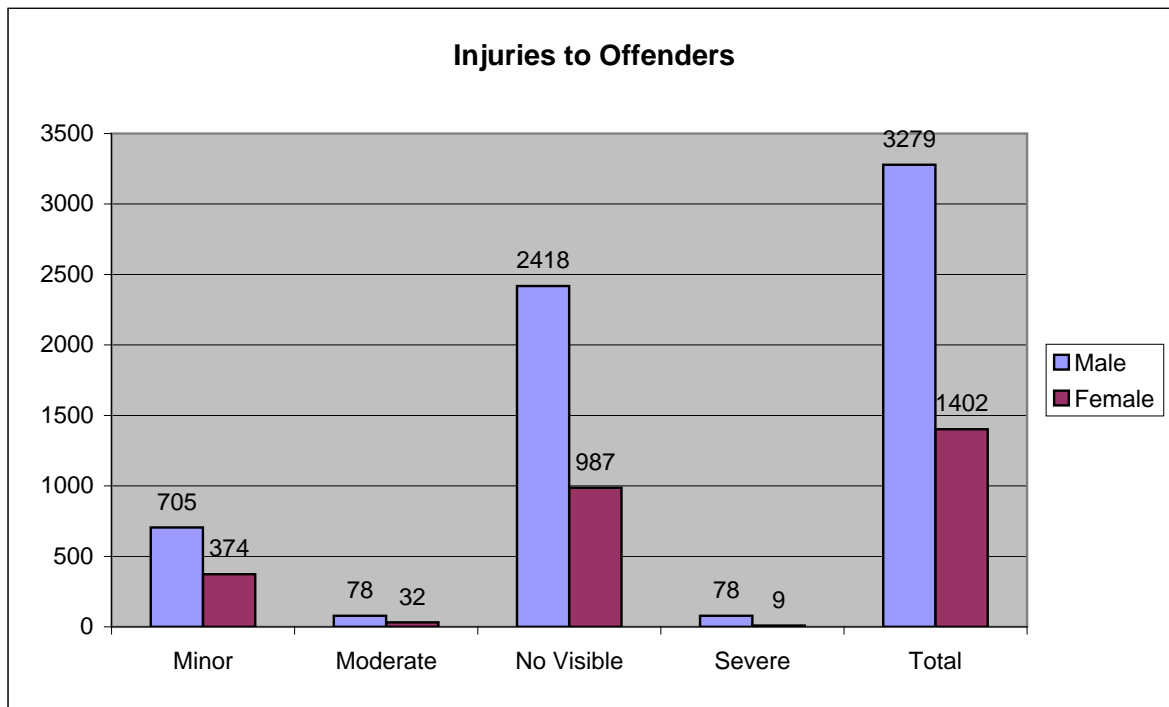
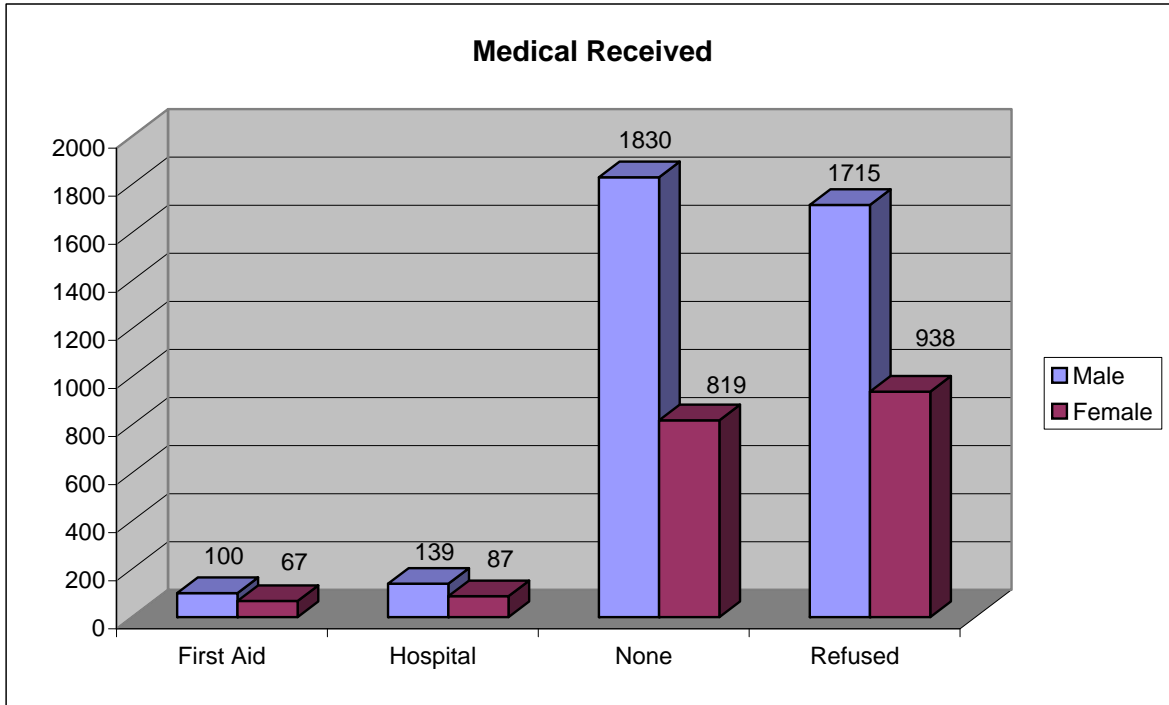
**DOMESTIC VIOLENCE  
JAN - SEP 2008**

NEVADA DEPARTMENT OF PUBLIC SAFETY  
RECORDS TECHNOLOGY DIVISION



**DOMESTIC VIOLENCE  
JAN - SEP 2008**

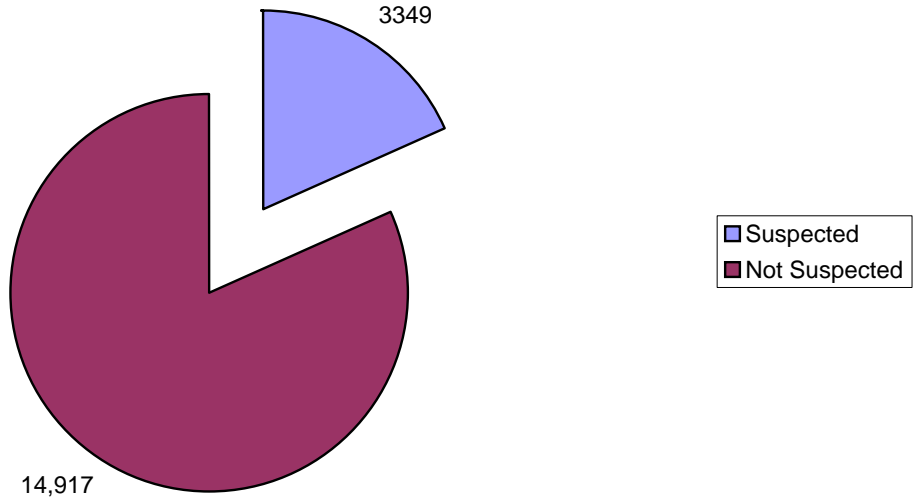
NEVADA DEPARTMENT OF PUBLIC SAFETY  
RECORDS TECHNOLOGY DIVISION



**DOMESTIC VIOLENCE  
JAN - SEP 2008**

NEVADA DEPARTMENT OF PUBLIC SAFETY  
RECORDS TECHNOLOGY DIVISION

**Offenders Suspected of Alcohol/Drug Use**



**DOMESTIC VIOLENCE  
JAN - SEP 2008**

**STATE OF NEVADA  
DOMESTIC VIOLENCE DATA COLLECTION**

**QUARTERS 1, 2 AND 3 STATEWIDE**

**2008**



**GENERAL INFORMATION**

***Time of Day***

0000-0259	3045
0300-0559	1510
0600-0859	1245
0900-1159	1745
1200-1459	2094
1500-1759	2880
1800-2059	3533
2100-2359	3850
<b>TOTAL</b>	19918

***Weapon Used***

Blunt Object	229
Handgun	69
Hands/Fist/Feet	7299
Knife/Cutting Inst	301
Other Firearm	38
Other Weapon	482
Unknown	225
<b>TOTAL</b>	8643

***Number of Mutual Combatant Incidents***

Number of Incidents	2560
---------------------	------

***Number of Children Present***

ages 0-3	2457
ages 4-6	1439
ages 7-9	1150
ages 10-12	1182
ages 13-15	1240
ages 16-18	1026
age unknown	112
<b>TOTAL</b>	8606

***Victim Relationship to Offender***

Cohabitant	10789
Spouse	3148
Dating	8008
Child in Common	4211
Blood Relative	2418
Parent	1888
Child	1034
Former Spouse	326
Former Dating	542
Former Cohabitant	1694
Related by Marriage	2053
<b>TOTAL</b>	36111

**STATE OF NEVADA  
DOMESTIC VIOLENCE DATA COLLECTION**

**QUARTERS 1, 2 AND 3 STATEWIDE**

**2008**



**ARRESTEE INFORMATION**

***Male Aggressors***

Number of Males Arrested	5970
Number of Males Not Arrested	5851
<b>Total</b>	<b>11821</b>

***Mitigating Circumstances for Not Arrested***

Aggressor undetermined	513
Gone upon arrival	3977
No evidence of injury	1233
Not reported within 24 hours	239
Other	342
Unknown	29
	0
	0
<b>Total</b>	<b>6333</b>

***Other Males Arrested at the Scene  
(i.e. not part of the domestic relationship)***

Number of Other Males Arrested	155
--------------------------------	-----

***Female Aggressors***

Number of Females Arrested	2512
Number of Females Not Arrested	1669
<b>Total</b>	<b>4181</b>

***Mitigating Circumstances for Not Arrested***

Aggressor undetermined	236
Gone upon arrival	683
No evidence of injury	248
Not reported within 24 hours	37
Other	77
Unknown	21
	0
	0
<b>Total</b>	<b>1302</b>

***Other Females Arrested at the Scene  
(i.e. not part of the domestic relationship)***

Number of Other Females Arrested	63
----------------------------------	----

**STATE OF NEVADA  
DOMESTIC VIOLENCE DATA COLLECTION**

**QUARTERS 1,2 AND 3 STATEWIDE**

**2008**



**VICTIM INFORMATION**

**MALE VICTIMS**

Age	Total	Race	Total
Under 18	589	White	5474
18-24	1344	Black	1611
25-34	1872	Am Indian	56
35-44	1730	Asian	218
45-54	1251	Unknown	44
55-64	410		0
65 over	199	Ethnicity	
Unknown	8	Hispanic	1624
<b>TOTAL</b>	<b>7403</b>		<b>7403</b>

**FEMALE VICTIMS**

Age	Total	Race	Total
Under 18	875	White	11173
18-24	3880	Black	3607
25-34	4561	Am Indian	148
35-44	3610	Asian	594
45-54	1945	Unknown	98
55-64	491		0
65 over	244	Ethnicity	0
Unknown	14	Hispanic	3284
<b>TOTAL</b>	<b>15620</b>		<b>15620</b>

Injuries	Total	Medical	Total
Minor	892	1st Aid	170
Moderate	129	Hospital	140
No Visible	791	None	911
Severe	64	Refused	1869

Injuries	Total	Medical	Total
Minor	1997	1st Aid	385
Moderate	286	Hospital	416
No Visible	1931	None	1948
Severe	45	Refused	4428

	Total
Alcohol/Drug Use Suspected	1433
DV Card Given	4835
PO in Effect	35
Arrested	40
None	50

	Total
Alcohol/Drug Use Suspected	2432
DV Card Given	11720
PO in Effect	172
Arrested	50
None	0

**STATE OF NEVADA  
DOMESTIC VIOLENCE DATA COLLECTION**

**QUARTERS 1,2 AND 3 STATEWIDE**

**2008**



**OFFENDER INFORMATION**

**MALE OFFENDER**

Age	Total	Race	Total
Under 18	879	White	9643
18-24	2868	Black	4188
25-34	4492	Am Indian	99
35-44	3259	Asian	372
45-54	1975	Unknown	88
55-64	539		
65 over	340	Ethnicity	
Unknown	38	Hispanic	3509
<b>TOTAL</b>	<b>14390</b>		<b>14390</b>

**FEMALE OFFENDER**

Age	Total	Race	Total
Under 18	660	White	4031
18-24	1345	Black	1450
25-34	1501	Am Indian	68
35-44	1309	Asian	275
45-54	734	Unknown	34
55-64	171		
65 over	138	Ethnicity	
Unknown	0	Hispanic	1161
<b>TOTAL</b>	<b>5858</b>		<b>5858</b>

Injuries	Total	Medical	Total
Minor	705	1st Aid	100
Moderate	78	Hospital	139
No Visible	2418	None	1830
Severe	78	Refused	1715

Injuries	Total	Medical	Total
Minor	374	1st Aid	67
Moderate	32	Hospital	87
No Visible	987	None	819
Severe	9	Refused	938

	Total
Alcohol/Drug Use Suspected	2349
DV Card Given	1299
PO in Effect	43
	887

	Total
Alcohol/Drug Use Suspected	1000
DV Card Given	1333
PO in Effect	15
	329